



All you need is now





Living Now™
WITH
Netatmo

Bticino makes Living easier **now**

Bticino is in tune with your desires, and our innovations offer you solutions that are increasingly simple, intuitive... and connected.

Netatmo, who have just joined the Legrand Group, has worked alongside Bticino to develop a number of solutions for controlling connected homes, such as Living Now with Netatmo.





With Living Now with Netatmo, it's so simple to have a connected home. Imagine that your home obeys your touch and voice. That you can shape how it behaves. And that your home helps you monitor and save energy and keep your family secure.





Make your home more secure

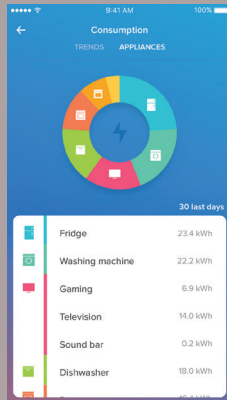
Close your home uptight with one touch. Simulate your presence when you are away and be notified of abnormal activity on your smartphone.

Tell your home what you want

Now your home obeys your voice. Just command Siri, Alexa or Google Assistant to turn on your lights, adjust your heating, manage your shutters, secure your home...



Living in the **now**


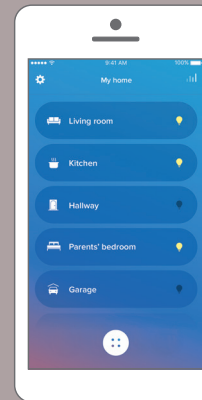



Use less energy

Manage your energy consumption without thinking and save energy, and money, every day.

Enhance your autonomy

Protect your comfort and autonomy. Control your lights, thermostat, roller shutters and appliances, by voice or remotely with a tablet or a smartphone. Or schedule your home's actions to run automatically at any time you want, as if by magic.





Living Now is just as easy as you imagine

Easy to install

It's easy to replace any of your standard outlets or switches with connected ones. There are no unsightly holes, no additional wiring. You can even stick the wireless switches wherever you want, thanks to their repositionable adhesive.

Then, setup them all up in no time using the Home + Control App on your smartphone or tablet. Whether your home is from the last century or you're just building, your life can become simpler and more intuitive.

Easy to use

Lighting, heating, roller shutters, electrical appliances... All your home comforts will obey your touch and voice, individually or together.

The possibilities are endless. Want a relaxing shower at the end of an episode of your favorite series?

Tap to turn up the heat in your upstairs bathroom, without leaving your couch. Then, once the credits roll, say simply, "Ok Google, turn off the television and lower the lights", and go upstairs without a thought.

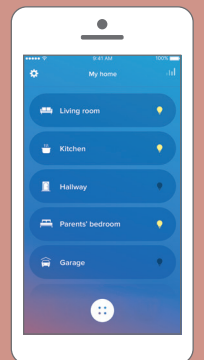
Easy to control


Arms full, in the shower, in the yard or at the other end of the world... Anytime, keep control of your home with a tap or a word. And when you aren't there, keep an eye on your house at all times.

If ever there's a problem, such as a power failure or overconsumption, your smartphone alerts you.



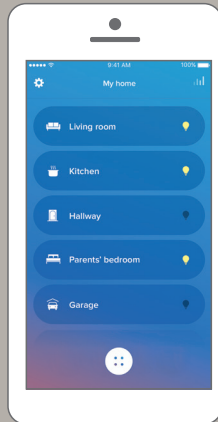

HOME + CONTROL
Control your home wherever you are with your smartphone, tablet or laptop.





now there's nothing you can't control

The connected gateway connects to your internet box via wi-fi



Swipe 

App Home + Control

Wherever you are, pilot your home from your fingertips with your tablet or smartphone.


Talk 


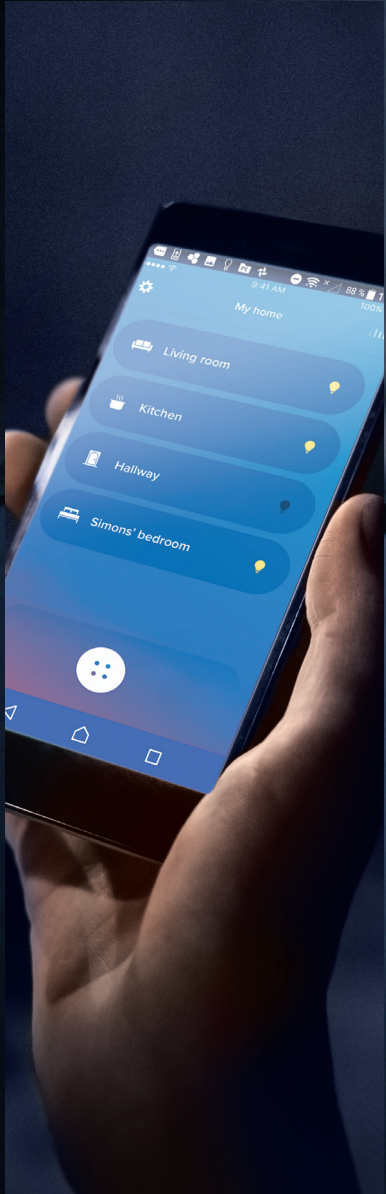
Even more simply, control your home by voice with Google Assistant, Alexa or Siri.



Touch 

Just not any old switch. Soft, silent, repositionable... but connected and at the service of your touch.





now you can sleep at nights

Always on duty...


Your connected home never lowers its guard. You can always count on Living Now with Netatmo to watch over your home and your family. With just a touch, lower the shutters and activate the alarm. Or, make it automatic.

With the new scheduling function, you can set your home to close up every night at a specific time, even making it later on the weekend.

When you're away, your connected home simulates your presence, shows you what's happening and alerts you immediately on your smartphone if something is unexpected. And each new device integrates easily into your system for an even more comfortable and secure home.

...even if you never see it

A simple and intuitive user experience cleverly hides the rich technological possibilities of Living Now with Netatmo. Discrete, your connected switches and outlets replace your current material, quickly and without mess. You can start with just one room or connect your entire home. Or start with just your lights or your roller shutters. In any case, you can easily expand your system by gradually adding more connected outlets and switches, depending on your desires and budget.




Connected outlet
Remotely control your home appliances and be notified of abnormal activity on your smartphone.



Connected switch for roller shutters

You can control your roller shutter locally, by voice or remotely by the Home + Control app.



At home / Leave home Wireless Switch

When you leave home, switch off the lights, close all the shutters and turn off selected home appliances with a single touch.



now you're saving money

Invest a little

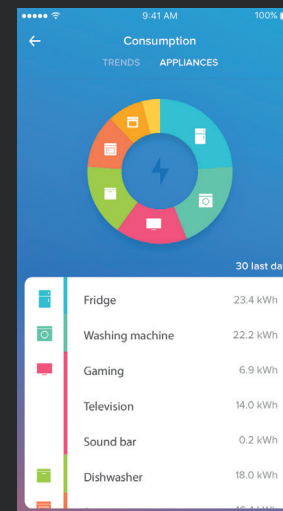
A connected home has never been so accessible. The starter pack and each additional product or pack can be purchased separately and integrated easily. Living Now with Netatmo works with the largest brands and platforms – like Apple HomeKit, Google Home, Amazon Echo, Somfy, Netatmo, Bubendorff or IFTTT – enabling you to add third-party products to your system to enrich its functionalities even further.

STARTER PACK Gateway + In/Out scenario control

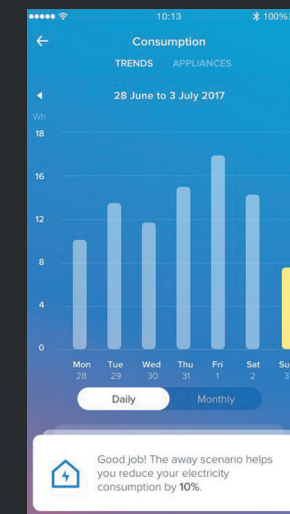
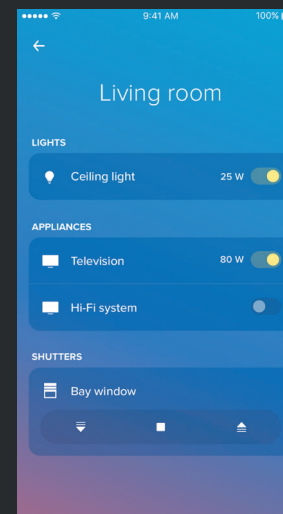


Save a lot

Improve your comfort, even while saving energy. The application Home + Control allows you to visualize your consumption in great detail: at that particular moment or over time; for a specific light or appliance, or for all of them together. That detail can help you optimize your energy savings.

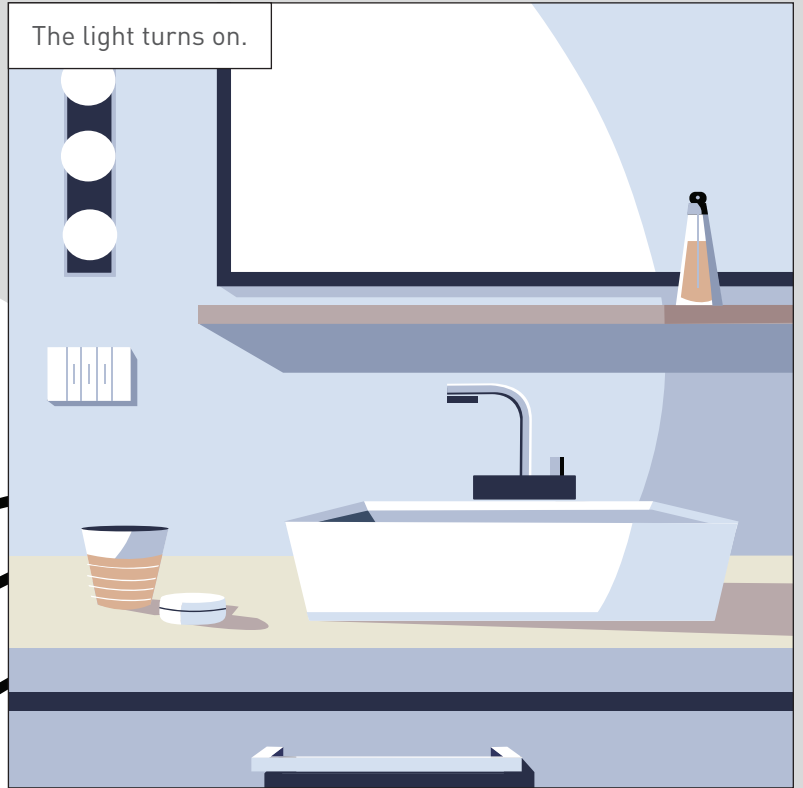


HOME + CONTROL
Track your consumption easily and be notified of anything strange.




Time to get up I'm starting my day

For a gentle awakening, the lights come on at 20% power. All selected shutters open at once.



DAY/NIGHT WIRELESS SWITCH
Launch your wake-up scenario with a single touch on the wireless scene switch.




CONNECTED TWO-WAY SWITCH
The selected lights turn on.


Time to go I'm living the house

All lights switch off.

TV turns off. The ground floor shutters close.



IN/OUT WIRELESS SWITCH
Launch your leave home scenario with a single touch on the wireless switch. All lights switch off...



CONNECTED SOCKET
TV, radio, computer... Your electronics turn off, waiting for your come back to restart.

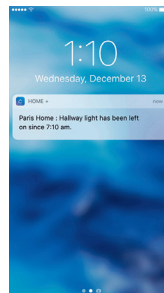


SHUTTER CONTROL
All selected shutters close at once.

Away but connected...

With Home + Control app, simulate your presence by switching on lamps and lowering shutters, no matter where you are.

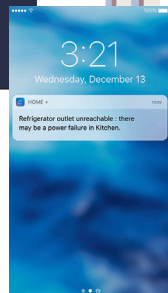
A light left on? Nothing to worry about, you can switch it off directly from your mobile.




ALERT LIGHT

A lamp has been left on in the children's room.

...and protected



ALERT POWER OFF
The refrigerator's power is off.



ALERT ABNORMAL CONSUMPTION
The consumption of electricity on the outlet of the laundry is abnormal.




At home and **protected**

In case of smoke, your detector emits an alarm and sends you an alert on your mobile.



Your bedside lamp turns on automatically as soon as you get out of bed.



SMOKE DETECTOR

The sensor detects smoke. Lights come on and the roller shutters open up.



MOTION SENSOR


Movement detected in the night. The bedside lamp softly lights up so you can easily make your way.

At home and comfortable

"OK Google, turn on the reading light"



"Hey Siri, raise the bedroom temperature"




SMARTHER THERMOSTAT

Day and night, room by room, the temperature adjusts according to your scenarios and specific needs.


Everything you need for a **connected home**

The starter pack



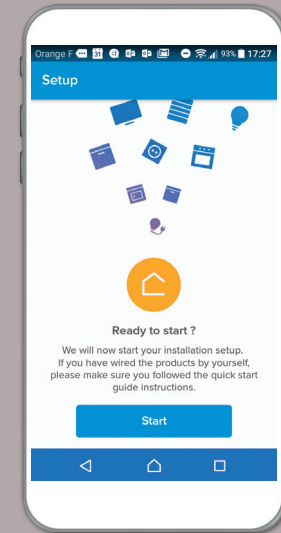
The connected gateway

connects to your internet box via wi-fi, so you can control your lights, home appliances and roller shutters locally or remotely using smartphone and voice assistant.



The wireless master switch

Wireless In&Out scenario control. Device with 2 pushbuttons for the activation of IN and OUT scenarios, which can be customised using the HOME + CONTROL APP (the OUT scenario is set by default for the closure of all the shutters and the switching off of all lights). Surface installation with repositionable adhesives (supplied as standard), or inside flush mounted boxes. Built-in battery exhausted LED. CR2032 type 3V power battery with 8 year expected life supplied (as standard) - 2 modules



The Home + Control app.

Free and intuitive, the Home + Control app allows you to customize your life scenes.



Additional wired products

A Connected two-ways switch

It controls the lights locally or remotely. It can be installed like a traditional two-way switch and is compatible with all loads with max. power 250 W. It has a blue LED, which can be configured using the HOME + CONTROL APP for the localization and load status functions. It can be associated to one or more wireless controls. Caution: neutral connection is necessary. Power supply 110- 240 Va.c. – 1 module

B Connected shutter control for the local or remote control of a shutter.

Compatible with all standard shutter motors (with mechanical or electronic limit switch and maximum power 500 VA), controlled by a wired shutter changer over switch (change over with the same power supply as the motor). Not compatible with radio controlled or pulse controlled shutter motors. It can be associated to one or more wireless controls. Power supply 100- 240 Va.c. – 1 module

C Connected module for socket

When connected to a power socket, it allows remote control of electric devices and also to monitor their consumption (instantaneous, daily, monthly). It is also possible to receive notifications of abnormal consumption levels. Compatible with any electric devices with power up to 3800W with absorption 16 A (with overload protection). It has a blue LED, which can be configured using the HOME + CONTROL APP for the localization and load status functions. Power supply 100- 240 Va.c. – 1 module

D Connected light relay

It controls the lights locally or remotely. It's compatible with all loads with power up to 300 W. It can be connected to one or more traditional pushbuttons, or it can be associated to one or more wireless controls. It's installed like a traditional relay inside the flush mounted box (behind the pushbutton), or in junction boxes. Caution: neutral connection is necessary. Power supply 100- 240 Va.c.

E Micromodule for connected roller shutter

For local and remote control of a roller shutter (not compatible with radio-controlled roller shutters). Can be paired with one or more roller shutter wireless switches. Power supply 230 V~ Phase + Neutral. To be installed in the attic or in the box of the roller shutter when modernizing an existing installation without damaging the walls. Maximum loads for a 230 V~ installation: 1 x 500 VA

F Connected DIN meter


It gives the possibility of measuring the energy consumptions of the whole home system (instantaneous, daily, monthly). It is also possible to receive notifications when the maximum power allowed by the contract with the energy supplier is reached, so that any blackouts may be avoided. A toroid for the current reading is provided. Power supply 100- 240 Va.c. – 1 DIN module



A



B



C



D



E



F

Additional wireless products

G Wireless light control


It provides ON/OFF control of one or more devices connected for light control. Surface installation with repositionable adhesives (supplied as standard), or inside flush mounted boxes. Built-in battery exhausted LED. CR2032 type 3 V power battery with 8 year expected life supplied (as standard) – 2 modules.



G

H Wireless transmitter module for two-way switch

Enables the use of a standard mechanical two-way switch as a wireless light switch. To be wired at the back of the two-way switch.



H

I Wireless Night&Day scenario control

Device with 2 pushbuttons for the activation of Night and Day scenarios, which can be customized using the HOME + CONTROL APP. Surface installation with repositionable adhesives (supplied as standard), or inside flush mounted boxes. Built-in battery exhausted LED. CR2032 type 3 V power battery with 8 year expected life supplied (as standard) – 2 modules.



I

J Wireless shutter control

It allows control of one or more shutter controls. Surface installation with repositionable adhesives (supplied as standard), or inside flush mounted boxes. Built-in battery exhausted LED. CR2032 type 3 V power battery with 8 year expected life supplied (as standard) – 2 modules.



J

K Wireless motion sensor – IP 44

To be used to control one or several wired switches, micromodules, socket outlets and cable outlets. To be associated with said products by tapping on the products with the sensor.



K

Installed

just like a traditional

electric system

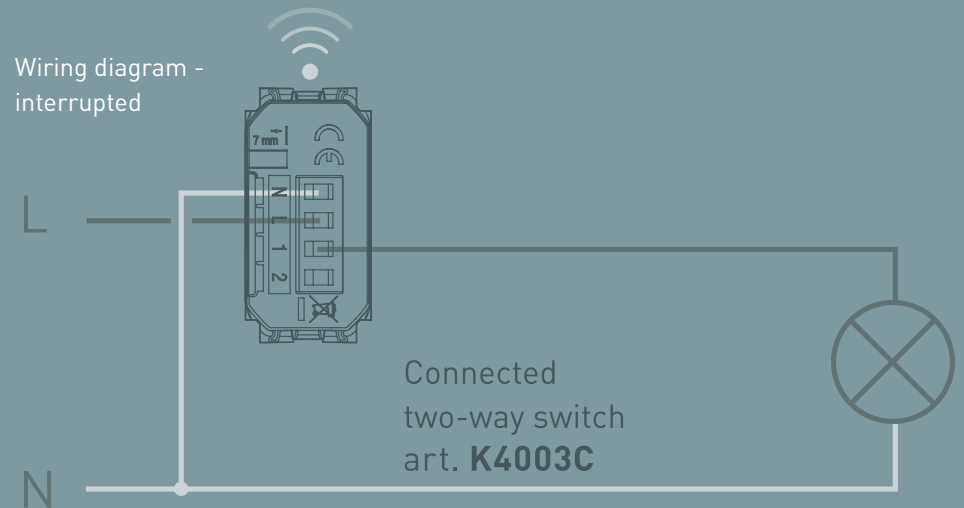
1. Devices are installed and wired just like traditional devices

Proceed as follows

In place of a traditional device, install the connected device of the corresponding type: one for each control line.

Remember that the device must always be powered; therefore, ensure that the phase and neutral cables are present.

Once installed, the connected control is already working; you will therefore be able to switch the connected light on without the need to do anything further.




2. Devices can be associated to each other by simply pressing a pushbutton

Proceed as follows

A. Power the electric system



B.



master scenario control
away for 5 seconds

C. Devices are associated automatically. You can already use the IN&Out scenario control for the activation of the general “Going Out” control



+ The system may be expanded with wireless controls associated to the devices being controlled

A. Press the In&Out master scenario control supplied with the gateway for 5 seconds



B. Place the devices to be associated in contact



Connected device

C. Install the wireless control anywhere you want, based on the needs of your customer



Wireless wall mounted light control



bluemo

3 colours for the devices



The devices feature an aesthetic component, **the covers**, available in three different colours: **white, sand and black**. Satin finish surface: for a pleasant feel.

The zamak finishes are obtained using non-mass production procedures. The individual differences among the various cover plates are therefore a distinguishing valuable element.

Combination with the cover plates

The Living Now cover plate range includes 16 finishes, purposely selected for use with the device covers, and made of different materials: techno polymer, metal and wood.

Device finishing / White



GOLD cover plate
Material:
zamak
Code: ...ZW



Ice cover plate
Material:
techno polymer
Code: ...DW



Pixel cover plate
Material:
techno polymer
Pixel effect
Code: ...MW




Moon cover plate
Material:
zamak
Code: ...NW




Sky cover plate
Material:
techno polymer
Code: ...DA

Device finishing / Sand




Copper cover plate
Material: zamak
Code: ...ZM



Aura cover plate
Material: techno polymer
Code: ...DM



Oak cover plate
Material: wood
Code: ...LM



Optic cover plate
Material: techno polymer
Pixel effect
Code: ...MM

Device finishing / Black



Space cover plate
Material: zamak
Code: ...NG



Walnut cover plate
Material: wood
Code: ...LG



Steel cover plate
Material: zamak
Code: ...ZG



Night cover plate
Material: techno
polymer
Code: ...DG



HEADQUARTERS

128, avenue de Lattre de Tassigny
87045 Limoges Cedex France
Tel.: 33 (0) 5 55 06 87 87
Fax.: 33 (0) 5 55 06 88 88

www.legrand.com

 www.facebook.com/legrand

 twitter.com/Legrand_news