

Niloé™

Just right for your projects



Just right...

for the environment and for you




Eco design

- › Reduction of laser-etched marking
- › Optimised packaging
- › Packaging made of recycled materials
- › The Niloé™ range is manufactured in ISO 14001 certified plants. Constant attention is paid to the environmental impact of every activity



Lower energy consumption during manufacture: reduction of laser-etched

Markings obtained directly from the plastic mould





Eco design

Eco design helps reduce the environmental impact at every stage in the product lifecycle



Quicker to install


Simple and effective to install, Niloé™ ensures efficient installation!



**solutions which speed up installation
by reducing the number of operations**

Fixing the device

Fitting the cover plate



Note: See the following pages for detailed information

Flexible and adaptable

for perfect installation, even on uneven walls



Plastic support frame

› As strong as a metal support frame



› Flexible

› Installation on uneven walls

› Insulated

› Installation becomes easier and simpler




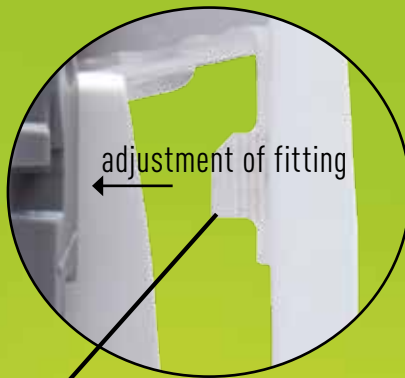
CLAWS

› Strong hold

› Suitable for all types of box

Can also be
fixed by screws



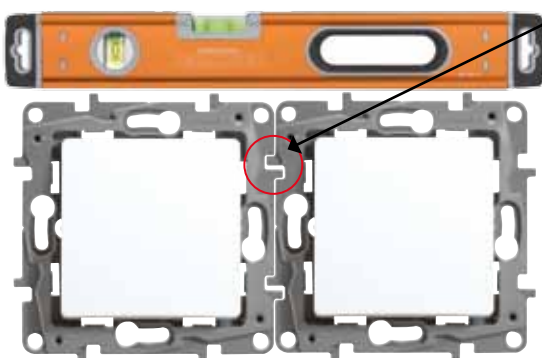



Cover plates with adjustable hook attachment system

- › 4 fixing points
- › Firmly fixed to the support frame
- › New fitting technique: perfect hold, even on uneven walls or after decoration (paint or wallpaper)
- › Can be permanently installed when work has been completed, without removing the cover

MULTI-GANG

- › The support frames join together perfectly for easy multi-gang installation



Easy and cost-effective halves the number of installation steps




Just two steps....



1. Fix the device without removing the cover

.....instead of four with the old type!!



Remove the cover plate and the rocker cover



Fix the device



Fit the cover plate



2. Complete by fitting the cover plate!



4.



Screw on the rocker cover

The cover plate can be removed and replaced without removing the rocker cover

Easy and cost-effective halves the number of installation steps




Just two steps....



1. Fix the device without removing the cover

.....instead of four with the old type!!



Remove the cover plate and the rocker cover



Fix the device



Fit the cover plate



2. Complete by fitting the cover plate!



4.



Screw on the rocker cover

The cover plate can be removed and replaced without removing the rocker cover

Easy and cost-effective halves the number of installation steps



Just two steps....



1. Fix the device without removing the cover

.....instead of four with the old type!!



Remove the cover plate and the rocker cover



Fix the device



Fit the cover plate



2. Complete by fitting the cover plate!



4.



Screw on the rocker cover

The cover plate can be removed and replaced without removing the rocker cover

Easy and cost-effective halves the number of installation steps




Just two steps....



1. Fix the device without removing the cover

.....instead of four with the old type!!

1.



Remove the cover plate and the rocker cover

2.



Fix the device

3.



Fit the cover plate



2. Complete by fitting the cover plate!



4.



Screw on the rocker cover

The cover plate can be removed and replaced without removing the rocker cover

Timeless design

a simple but complete 4 colour range




COVER PLATE

Harmonious design for a light and modern look



DEVICE COLOURS:

White or ivory gloss finish, to be completed with a cover plate in the preferred colour





white/white



red/white



taupe/white



ivory/ivory

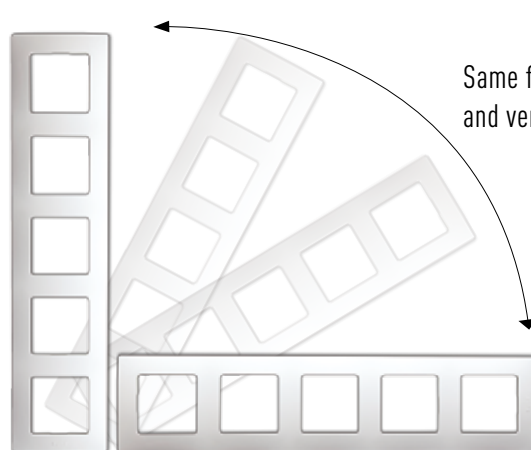
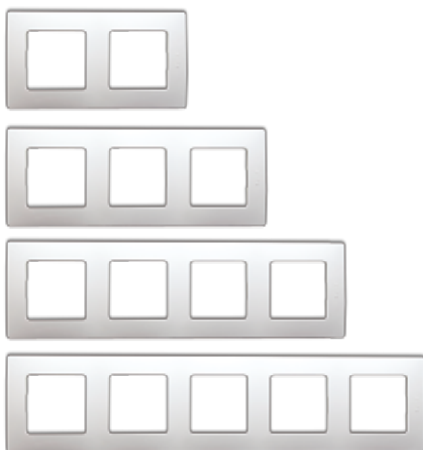


red/ivory



taupe/ivory

MULTI-GANG
› up to 5-gang



Same frame for both horizontal
and vertical position

The essentials for every system the right offer

SWITCHES



Two-way



Double pushbuttons

TV AND DATA



TV jack



RJ45 Multimedia (telephone, data, TV)

SOCKET OUTLETS



Socket outlet French/Belgian standard




Double prewired socket outlet - German standard

The essentials for your project

Flow pack: protection to ensure delivery in excellent condition

Flow pack protects the product at every stage in the delivery process, until it is installed on the wall



Can also be fixed by screws

CLAWS

- › Strong hold
- › Suitable for all types of box



SCREW CLAMPS

and if you need more ...

The range can be extended with solutions suitable for various applications and lifestyles

FUNCTIONS

Electronics



Dimmer

Home automation Radio ZigBee®



Lighting control

IP44 devices



IP44 Switch

Switches



Triple one-way switch

FINISHES

Total look, with perfect colour coordination of device cover plates



Aluminium



Cast iron

For easier flexible fast installation



PROTECTIVE COVER

This is an integral part of the device and protects it from dust, paint and scratches, even after installation



NEW INSULATED CLAWS

Quick, reliable, strong hold, suitable for all types of box. Easy to attach to/remove from the support frame



AUTOMATIC CLAMPS

To speed up installation time

All the information you need... in a single click!

Using the QR Code you can access Niloé™ product videos direct from a smartphone. The service is very easy to use, and only requires a smartphone with the free software needed for reading the code.



1.
 ▶ TAKE A PICTURE OF THE QR CODE



2.
 ▶ DOWNLOAD THE CONTENT




3.
 ▶ ACCESS THE REQUIRED INFORMATION



Niloé™ switches

NEW



664 500

664 506

Mechanism delivered with rocker plates and supports, in Individual protective cover. To be fitted with front cover plates. Installation using screws or claws. Screw terminals.

Pack Cat.Nos. **Switches 10 AX - 250 V ~**

Pack	Cat.Nos.	Switches 10 AX - 250 V ~
		One-way switch
20	664 500	○ White
20	664 600	● Ivory
		Double one-way switch
20	664 506	○ White
20	664 606	● Ivory
		Two-way switch
20	664 520	○ White
20	664 620	● Ivory

Pushbutton 6 AX - 250 V ~
NO-NC pushbutton

20	664 507	○ White
20	664 607	● Ivory

Niloé™ socket outlets

NEW



664 529

664 544

664 640

Mechanism delivered with rocker plates and supports, in protective cover.
To be fitted with front cover plates.
Installation using screws or claws. Screw terminals.

Niloé™ TV socket - Telephone and data socket and accessoires

NEW



664 552

664 569

664 671

Pack	Cat.Nos.	Socket outlets
20	664 529	2P+E German standard shuttered ○ White ● Ivory
20	664 629	
20	664 539	2P+E German standard ○ White ● Ivory
20	664 639	
20	664 540	2P+E French/Belgian standard ○ White ● Ivory
20	664 640	
15	664 544	2x2P+E German standard (1-gang) supplied complete with cover plate and rocker ○ White ● Ivory
15	664 644	
15	664 542	2x2P+E French/Belgian standard (1-gang) supplied complete with cover plate and rocker ○ White ● Ivory
15	664 642	
20	664 538	2P standard ○ White ● Ivory
20	664 638	

Pack	Cat.Nos.	Male TV socket
20	664 552	Feedthrough 10 dB ○ White ● Ivory
20	664 652	
20	664 553	Feedthrough 15 dB ○ White ● Ivory
20	664 653	
20	664 554	Feedthrough 20 dB ○ White ● Ivory
20	664 654	
20	664 555	Terminal 5 dB ○ White ● Ivory
20	664 655	

Pack	Cat.Nos.	Telephone and data socket
20	664 569	RJ11 ○ White ● Ivory
20	664 669	
20	664 571	RJ45 cat 5 UTP ○ White ● Ivory
20	664 671	

Pack	Cat.Nos.	Accessoires
100	665 098	Protective cover This can be clipped on standard mechanisms making the function accessible by deformation or opening for 2P+E plug.

Note: available 2nd half of 2012



Niloé™
cover plates



665 001



665 011



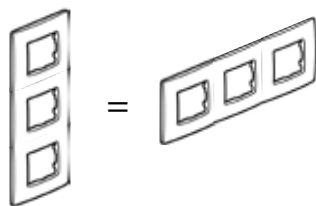
665 021



665 031

Vertical and horizontal mounting.						
COLOURS		1-GANG	2-GANG	3-GANG	4-GANG	5-GANG
White		665001	665002	665003	665004	665005
Ivory		665011	665012	665013	665014	665015
Red		665021	665022	665023	665024	665025
Taupe		665031	665032	665033	665034	665035

From 2 to 5-gang, same cover plate Cat. No. for both vertical and horizontal mounting.



Two items for a complete product:
1 mechanism
1 cover plate





Headquarters

128, avenue de Lattre de Tassigny
87045 Limoges Cedex
France

Tel : + 33 (0) 5 55 06 87 87

Fax : + 33 (0) 5 55 06 74 55

www.legrandgroup.com