

CONNECTED LIFE  
MADE EASY

ARTEOR™ WITH Netatmo



THE GLOBAL SPECIALIST  
IN ELECTRICAL AND DIGITAL BUILDING INFRASTRUCTURES

 **legrand**®











# SMART HOME MADE ACCESSIBLE

ARTEOR™ WITH Netatmo



Arteor with Netatmo is part of Legrand's ELIOT program. This program is dedicated to developing sustainable connected solutions that are easy to use and maintain, accessible for everybody and customisable to the users' needs, desires and habits. To enhance the value of any home and make everyday life just that little bit more comfortable and secure.

## CONTENTS

4-7 GENERAL FEATURES		CONNECTED LIVING SIMPLE PLANNING, MAJOR BENEFITS	04 06
8-9 ADAPTABILITY		LIFE MEANS CONSTANT CHANGE ARTEOR™ WITH NETATMO IS OPEN TO ANYTHING	08
10-17 ARTEOR™ WITH NETATMO FUNCTIONS		LIGHTING CONTROL ROLLER BLIND CONTROL SCENARIO SWITCHES CONNECTED SOCKET OUTLETS	10 13 14 16
18-21 SYSTEM OVERVIEW		CONNECTED WIRED PRODUCTS WIRELESS CONTROLS	18 20
22-25 EASY INSTALLATION		A SMART SYSTEM EASY INSTALLATION	22 24
26-27 HOME + CONTROL APP		SMART HOME VIA SMARTPHONE	26
28-29 CONTROLLING THE SYSTEM		VOICE CONTROL AND OTHER CONTROL OPTIONS	28
30-39 DESIGN OPTIONS		ENDLESS POSSIBILITIES COLLECTIONS OVERVIEW OF COLLECTIONS	30 32 38
40-41 INTEROPERABILITY		OPEN AND INTEROPERABLE	40
42		CATALOGUE PAGES	42



# CONNECTED LIVING

LIFE CAN BE THIS  
SIMPLE



## HOUSES AS INDIVIDUAL AS THEIR RESIDENTS ARE

Today, digitalisation and networking are an essential part of our daily lives, making them easier, more convenient and safer. Smartphones are always on and voice control and personalised automation of many everyday routines are already changing the way we live, work and travel. Legrand solutions for connected living using these technologies allow to easily adapt residential buildings and also offices, hotels and other commercial buildings exactly to their users' needs. They always aim to gain maximum benefit from the opportunities offered by technology, while at the same time ensuring ease of use. And as personalisation is a key requirement of today's customers, Legrand solutions not only provide flexibility and functionality in terms of technology, but also designs that allow customers to fully express their individuality in terms of design.



Thanks to the Internet of Things, users can always stay connected with their homes wherever they are. They can decide how they want to control specific functions from any location. They can define and call up scenarios, which can be pre-programmed to run depending on a specific time, mood or a variety of individual requirements. Technology also opens up new ways to save energy.

The smart home offers many opportunities and Arteor with Netatmo is part of it. With Legrand it's really easy to fully benefit from this new potential.

# SIMPLE PLANNING, MAJOR BENEFITS

ARTEOR™ WITH Netatmo



Zigbee/ Wi-Fi gateway



Home/Away wireless master switch



Connected socket outlet

## THE SMART RADIO SOLUTION




Arteor with Netatmo is a radio based solution for the connected home. The intelligent products communicate with one another via radio Zigbee (2.4 GHz waveband). This means there is no need for specific or extensive cabling. Also, although the range only contains a few products, these can be used to create lots of individual solutions for a more customised feel at home.

## SIMPLE, ADAPTABLE, OPEN

Arteor with Netatmo has been designed and developed as a simple solution to make every house more individual, convenient and secure. Simple for planners, who are able to integrate many useful functions without having to provide for complicated cabling. Simple for installers, who are able to install the system without a great deal of effort or specialist knowledge. Simple for users, who will find it convenient to operate, easy to extend and are able to make changes at any time.




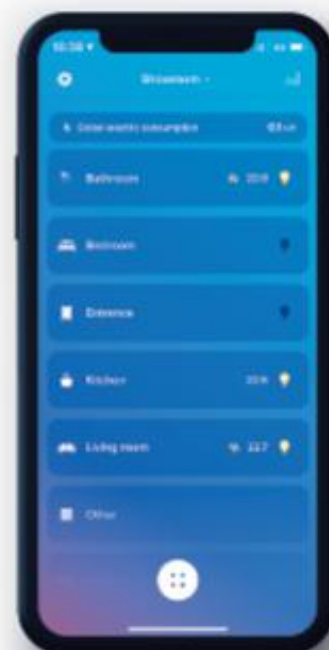


## APP CONTROL FOR EASE OF USE

All functions in an Arteor with Netatmo installation can also comfortably be controlled on your smartphone or tablet: switching individual lights on or off, controlling roller blinds, curtains and electrical appliances or triggering more complex scenarios - using the app, you have everything under control. And you stay connected with your home, no matter where you are.

## VOICE CONTROL

Using voice commands, the installation can be managed without lifting a finger.



# LIFE MEANS CONSTANT CHANGE

ARTEOR™ WITH NETATMO  
IS OPEN TO ANYTHING

Whatever changes life brings, the connected home easily adapts to these – thanks to Arteor with Netatmo. Radio technology with wired and battery-operated wireless controls makes the whole installation flexible. The wiring does not have to be changed to integrate new functions or move a switch to a different location.

Whether during installation or changes at a later stage everything can be completed quickly, simply and cost-effectively.

Every day use, of course, stays as simple and intuitive as ever.







## YOUR CUSTOMERS APPRECIATE FLEXIBILITY

Arteor with Netatmo helps you convince even sceptical customers of the benefits of a smart home: It doesn't take much time or effort to install, and subsequent changes are not a problem. Repositioning switches as the kids grow up, choosing a new combination of switches and sockets if the home office has to be converted into a child's bedroom, adding new functions whenever domestic circumstances change – their smart home can easily be adapted to new chapters in life, changed priorities regarding the use of space or new requirements in terms of safety, comfort and functionality.



# LIGHTING CONTROL

SIMPLY INTELLIGENT



Connected switch without neutral,  
with dimmer option, wired



Connected switches with neutral,  
with dimmer option, wired



Wireless light switch

## BRIGHTER AND DARKER INSTEAD OF JUST ON AND OFF

Arteor with Netatmo makes light switches smart. With their integrated dimmer function, you no longer just turn a light on or off, you can now use them to create exactly the lighting mood you want. The switches with dimmer option are available with or without a neutral. They are designed for all modern light sources, including for dimmable LEDs, so that you can set up a flexible lighting system which will also help you save energy. They can be controlled by one or more wireless light switches thereby offering a completely new freedom for planning, renovations included.

LED



CFL



Halogen



Incandescent





Connected switches with neutral, wired



Wireless light switches

## A JOY TO USE

Arteor with Netatmo switches with dimmer option have a handy memory level function, so the light comes back on again at the same level of brightness as when it was switched off. For ultimate convenience just use the Home + Control App to create any mood you want using your smartphone.

**Micromodule switch - to connect lights with a ceiling box installation**



The lighting micro-module is installed in the ceiling box near the light. This makes it possible to transform a conventionally-installed light into a convenient connected light, without any need for expensive rewiring.

**Wireless flush-mounting switch**

The wireless switch, which can be installed in the flush-mounting box very easily expands the options of a wired lighting system, without compromising on aesthetics.





# NETWORKED LIGHT

EASY TO INSTALL



Wireless light switch

## CORRIDOR LIGHTING MANAGEMENT MADE EASY

Compatible with the Arteor with Netatmo gateway, the CX<sup>3</sup> with Netatmo connected latching relay is installed in the electrical cabinet. It's a smart choice that makes the control of lights in corridors and staircases really easy. The connected latching relay can be controlled by either mechanical push-buttons by wiring or wireless light switches, which are then paired with the latching relay. In either case, you can control your lighting via the Home + Control App or by voice. Whether by individual control, integration into scenarios, or preprogrammed daily or weekly routines that are easy to set up – the choice is yours. Energy consumption can also be viewed on the app, contributing to targeted energy savings.



CX<sup>3</sup> with Netatmo  
Connected latching relay  
for easy corridor lighting  
management



Learn more:  
Smart electrical  
panel brochure

# ROLLER BLIND CONTROL

SIMPLY CONVENIENT



Connected curtain/roller blind switches



Curtain/roller blind wireless switch

The regular raising and lowering of roller blinds is made much more convenient by Arteor with Netatmo. In addition, the connected curtain/roller blind switches offer a stop function and level management. And a single wireless control can manage up to 20 wired roller blind switches, so that a touch of a button operates whole groups of roller blinds, in centralised mode or as part of pre-programmed scenarios. Opt for even more convenience by choosing to control the system using the Home + Control App or voice control.



Flush-mounting wireless curtain/roller blind switch - a handy function that discreetly blends in.

# SCENARIO SWITCHES

MORE OPTIONS FOR A MORE PERSONAL TOUCH



Home/Away wireless master switch -  
Pressing one button is enough




Wake Up/Sleep wireless switch -  
Good night and good morning

For everyday situations that recur regularly, pre-programmed scenarios provide genuinely enhanced convenience. Special scenario switches come with preconfigured scenarios, which can easily be personalised in the Home + Control App to suit your individual needs. "Home"/"Away" and "Wake Up"/"Sleep" scenarios control the lights and shutters just as the user wishes. For example, when they get home, all they need to do is press the switch by the door to open the shutters and turn on the lights. Similarly, when leaving the house, one push of a button is enough to have all of the shutters come down and turn off all lights. No more electricity gets wasted because someone forgot to turn off a light.




## FOUR CUSTOMISABLE SCENARIOS


The Arteor with Netamo 4 scenes wireless switch allows four individual scenes to be programmed as you wish. The app can be used to assign them any name you like, and also specific icons. With configuration made that easy, no need to worry about changing the scenes at a later stage.



Let the guests in



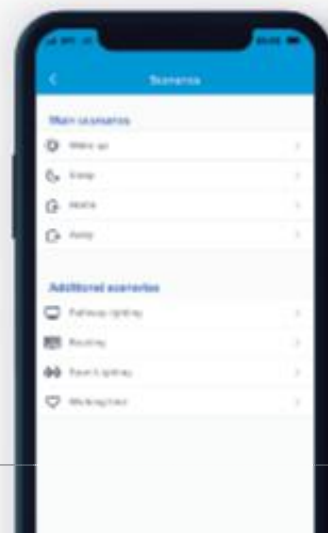
Creating the atmosphere you want is child's play



Everything you need for a pleasant evening



The best prospects for maximum convenience



# CONNECTED SOCKET OUTLETS

REMOTE CONTROL  
MADE EASY



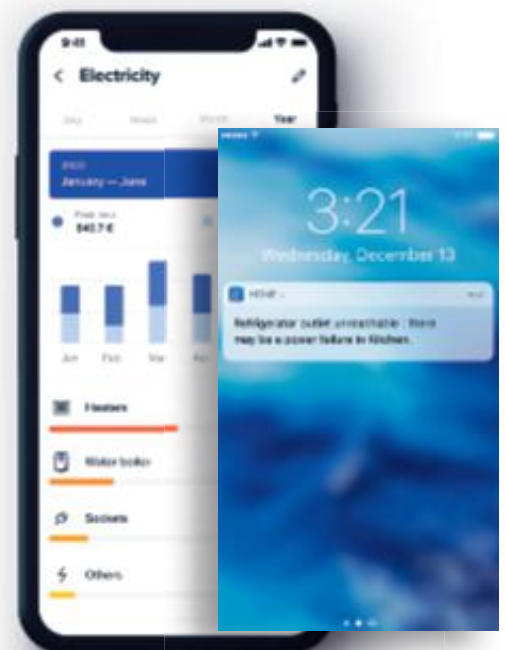
Connected British standard 13 A  
switched socket outlet, 2-gang



Connected British standard 13 A  
switched socket outlet, 1-gang

## MORE FREEDOM IN PLANNING AND IN USE

Arteor with Netatmo turns socket outlets into smart components of the connected home. This allows any type of electrical appliance to be switched on and off remotely or integrated into individual scenarios. Connected socket outlets are controlled using switches that can be positioned freely on the wall, using the Home + Control App or voice assistants. In addition, the connected sockets provide useful information about weekly and monthly energy consumption and will send an error message to a smartphone in the event of any problem, so that you can quickly take the appropriate action.





Learn more:  
Smart electrical panel brochure



## A POWERFUL SOLUTION FOR LOADS UP TO 20 A

Using the CX<sup>3</sup> with Netatmo connected contactor in combination with the Arteor with Netatmo gateway, even high power consuming devices can be operated safely from a distance and integrated into the smart home installation. Whether they wish to control air conditioning, pool pumps or electrical vehicle charging stations, your customers can rely on the convenience of remote control and pre-programmed processes. And what's more: energy consumption can be monitored on the app. An efficient contribution to energy saving.

CX<sup>3</sup> with Netatmo  
Connected contactor  
For specific circuits  
up to 20 A.





# FEW COMPONENTS

LOTS OF OPTIONS

The system consists of only a few simple components. The 'Gateway Kit' that needs to be installed to start, connected controls which trigger actions, such as controlling lights, roller blinds and electrical appliances and wireless, battery powered controls. They manage scenarios, create centralised functions and allow remote control of individual functions

## CONNECTED WIRED PRODUCTS

The wired products are installed in the same way as conventional components and then paired with the wireless switches (which can be positioned anywhere) via the Zigbee 2.4 Ghz waveband. Thanks to the dynamic mesh network, all functions can easily be reconfigured at any time. It is also easy to add extra modules.

START

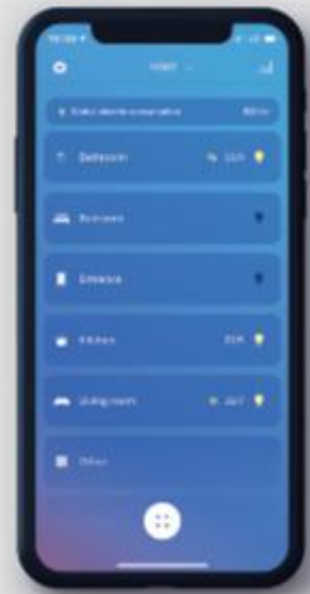


Gateway kit



Wireless device (battery powered)

To start the connected installation with Arteor with Netatmo, the Gateway kit is essential. It's used to create the radio network and the Wi-Fi connection of the connected installation and consists of a Zigbee/Wi-Fi gateway and a Home/Away wireless master switch.



The Home + Control App, which can be used to control the system via smartphone and tablet, is available for devices with Android and iOS. Download it for free from your usual app stores.



HOME + CONTROL App

**FUNCTIONS** **Wired devices (110/230 V AC)**

**LIGHT**



Connected light switches



Connected light switch without neutral, with dimmer option



Connected light switches with neutral, with dimmer option



Micromodule switch

**CURTAINS/ ROLLER BLINDS**



Connected curtain/roller blind switches



Connected curtain/roller blind micromodule


**CONNECTED OUTLETS**



Connected British standard socket outlet, 1-gang



Connected British standard socket outlets, 2-gang



Connected socket outlet module

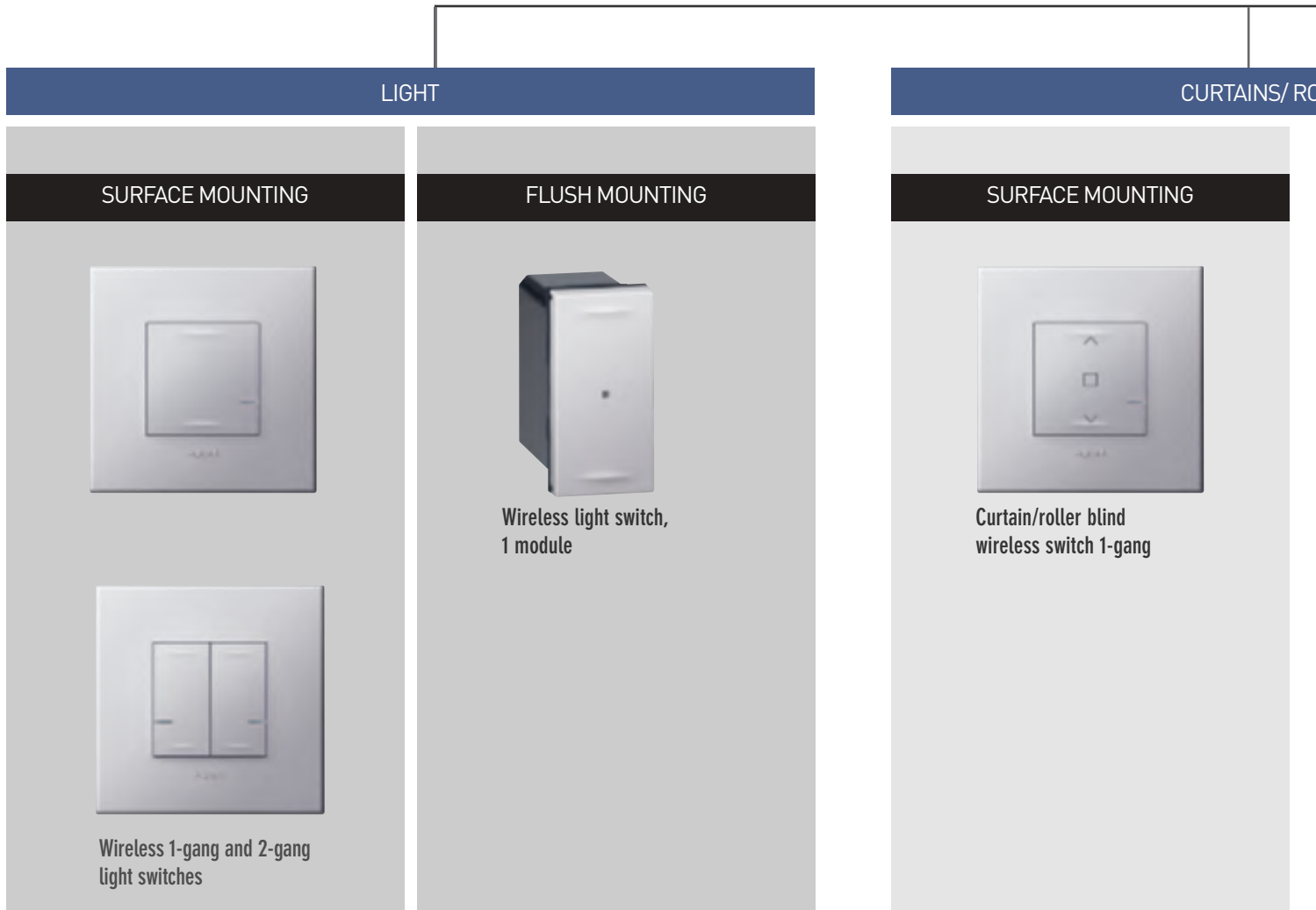


Connected mobile socket outlet British standard

# FEW COMPONENTS

LOTS OF OPTIONS

FUNCTIONS



## WIRELESS CONTROLS

Wireless light and roller blind switches are used to extend the installation and enable individual, group-based or centralized remote control of lighting and roller blinds. They are adaptable to take into account evolutions of the installation over time. Wireless scenario controls are used to activate pre-programmed, more complex scenarios that enhance comfort when you wake up in the morning or go to bed at night, leave the house or come home. Additionally, the new 4 scenes wireless switch allows four individual scenes to be programmed as you wish.



**Wireless devices (battery powered)**

**ROLLER BLINDS**

**FLUSH MOUNTING**



Curtain/roller blind wireless switch, 1 module

**SCENES**

**SURFACE MOUNTING**



Home/Away wireless master switch, 1-gang



Wake up/Sleep wireless switch, 1-gang



4 scenes wireless switch

**FLUSH MOUNTING**



Home/Away wireless master switch, 1 module



Wake up/Sleep wireless switch, 1 module

# A SMART SYSTEM

FEW COMPONENTS,  
EASY TO CONFIGURE



Many useful functions can be implemented at home using just a few different devices. To start the connected installation with Arteor with Netatmo, the Gateway kit consisting of the gateway and master switch is essential.




## GATEWAY

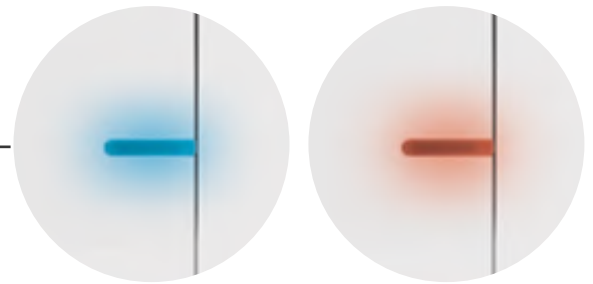
Connects the Arteor with Netatmo system to the home Wi-Fi network. The gateway is necessary in order to use the Home + Control App and thereby enables convenient control of the installation via smartphone, tablet or via voice control.

## WIRELESS MASTER SWITCH

Used to create the Zigbee radio network (2.4 GHz waveband) via which all components within the system communicate with each other. No need for complicated cabling. The Home / Away wireless master switch also allows to launch the preset life scenes "Leave Home" and "Back Home".



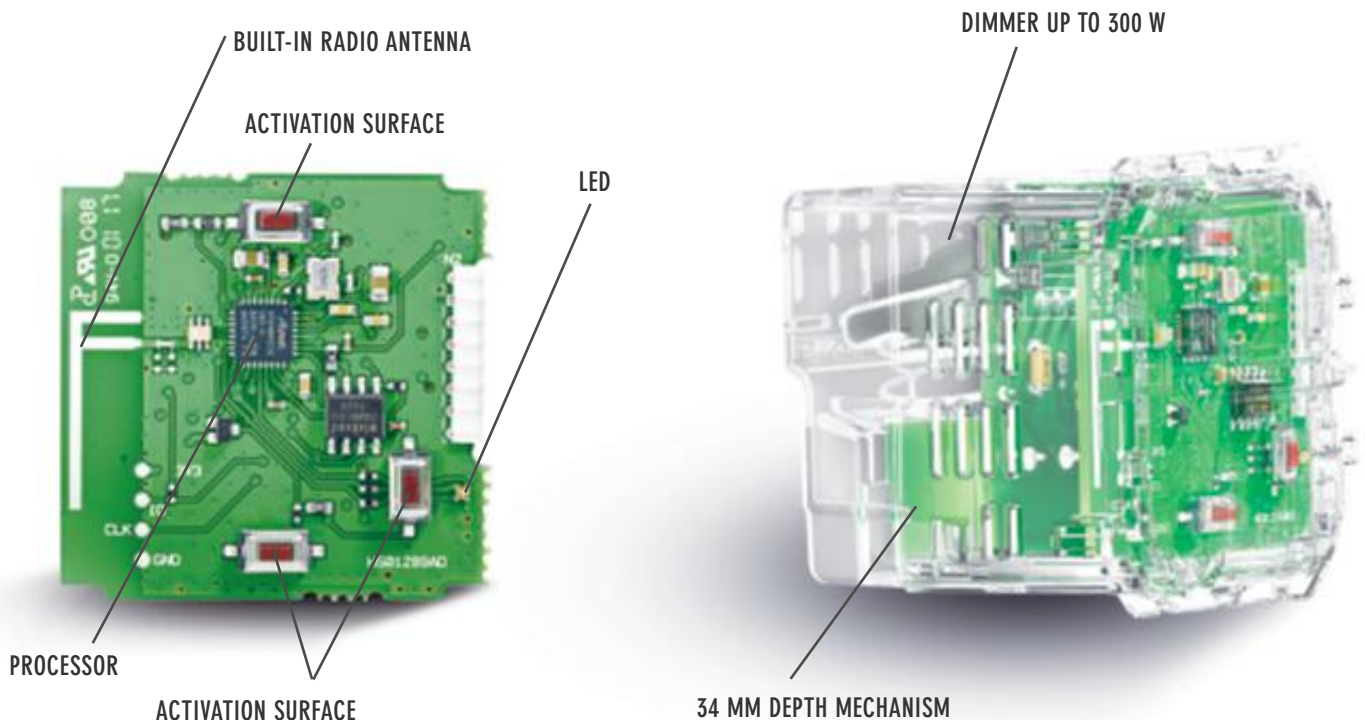
Few components are required to enable control of lighting and shutters, more complex scenarios and electrical appliances via switched outlets. The system's modular structure allows for easy adaptation to changing needs and enables extensions any time they are required.




The LED in the switch serves as a locator while also signalling the product's status. During pairing, its changing colours guide you through the process.

## THE CONNECTED SWITCH - 4 IN 1

This compact, smart and versatile product combines 4 functions in one: both a switch and a dimmer, it also has indicator and locator features. All this in a device just 34 mm deep, fitting any standard mounting box.







# EASY INSTALLATION

WHETHER NEW OR RENOVATION

## 5 STEPS TO A CONNECTED HOME

1



After installing all wired devices, switch on power and all LEDs will light up in red.

2





Press the master switch at its center for 5 seconds.


3



The LEDs now light up in green, showing that your network has been created.



Arteor with Netatmo is a radio solution, requiring no extra wiring as it uses the existing infrastructure. This makes it the ideal choice for upgrading an existing installation into a connected home. But for new building projects, too, it offers definite advantages, as its simple installation cuts effort to a minimum.

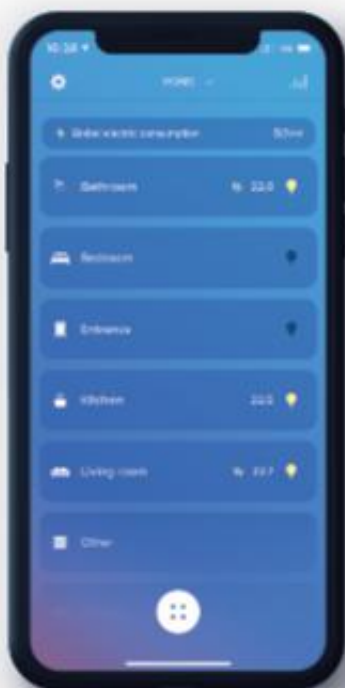


To pair them, press on the wireless switch you wish to pair, while tapping it three times onto the wired devices you wish to control. The LED's blue light tells you that the pairing was successful.

After a short press on the master switch, all the LEDs turn off.

# SMARTHOME VIA SMARTPHONE

ADD A TOUCH  
OF SMARTNESS



The Home + Control App changes everything not only in terms of control of the smart home but also in terms of its configuration. The installer can use the app to conveniently configure the entire system, based on the individual specifications of their customer: the function assigned to each of the components, the way they interact, the scenarios users are able to trigger - all of this can be determined using the highly intuitive app. Moreover, much of this can be input in advance, once the user's wishes have been clarified at the consultation stage. This makes life easier for installers, improves their efficiency and ensures their work is more highly valued.

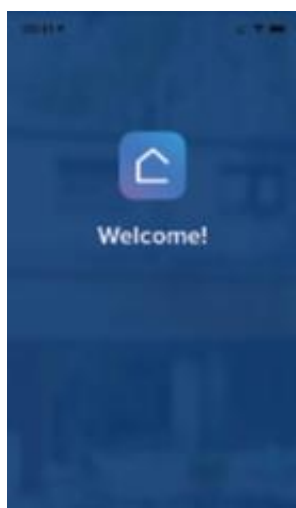


Home + Control  
LEGRAND

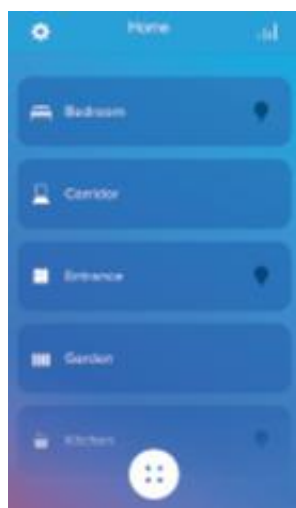




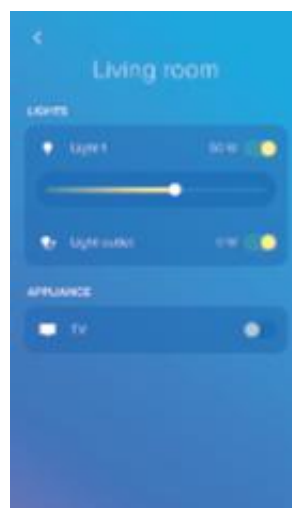
The app used by the installer for configuration purposes is also used to control the entire system. The remote control options it provides are particularly useful. The app displays alarm messages if, for instance, the refrigerator is no longer powered or a light remains on when noone is supposed to be at home. This means the user can react accordingly and act from a distance to prevent any greater damage.



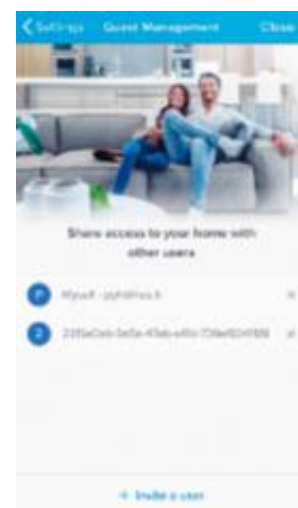
Configuration is based on a set of simple steps.



Each room is configured individually.



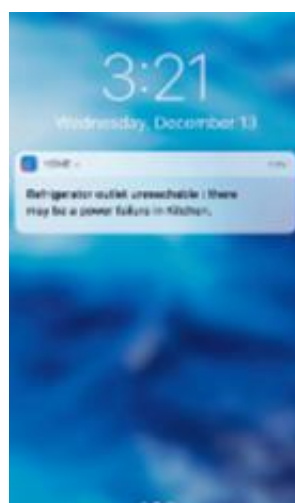
All functions can be set individually.



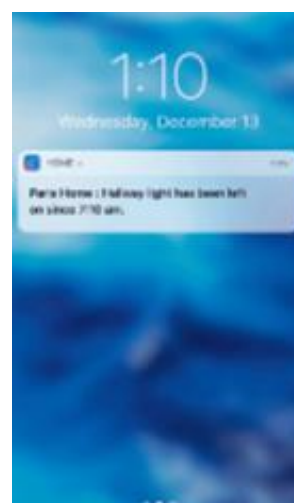
Invite each member of your family.



Energy consumption can be queried for individual devices.



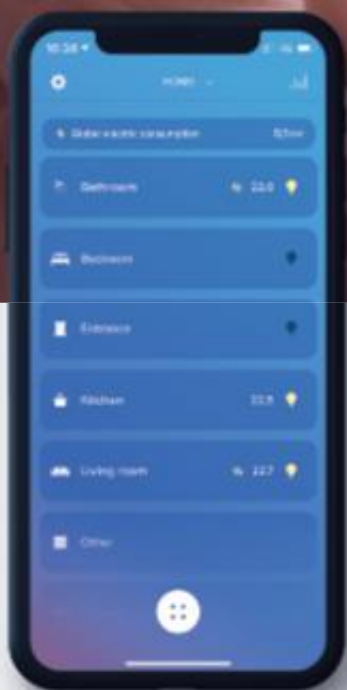
Enables fast responses to faults



Alarm messages reach the user wherever they may be.

# VOICE CONTROL

YOUR HOUSE OBEYS  
YOUR EVERY WORD



How can your customers control all of the functions of their smart home electrical installation? Just the way they want: With wired or radio-controlled switches on the wall, fully automatically via pre-programmed sequences, from anywhere by using the app, or simply by using voice control. Arteor with Netatmo makes residents free to choose.



Connected wired and wireless controls for local and remote control

## EASY TO USE ANY WAY YOU LIKE

The system works smoothly with the most widely used voice assistants: Google Assistant, Amazon Alexa and Apple Siri. Just say the word and the house does what it's told. Voice control enables you to switch the lights on or off, run scenarios or set the desired temperature. Digital assistants are definitely making our lives easier.





# ENDLESS POSSIBILITIES, ONE LOOK

CONSISTENT DESIGN



Connected light switch



Connected curtain / roller blind switches

No matter which of the many potential functions your customers choose, the whole installation can be implemented using a consistent design, because Arteor with Netatmo fits seamlessly into the Arteor range of wiring devices. This homogenous look can of course also be achieved when upgrading an existing Arteor standard installation into a connected installation using Arteor with Netatmo components. Arteor with Netatmo allows you to satisfy your customers' every wish for more convenience and safety while meeting the highest standards in aesthetic terms. Because the connected control devices for lighting and roller blinds, wireless controls and even the connected socket outlets are all part of the same design line.



Fully integrated design -  
blends seamlessly into the overall installation

# FITS ANY STYLE OF HOME

NEUTRAL -  
FULL COLOUR







4 scenes wireless switch  
Champagne



Connected BS socket outlet, single pole,  
switched, Magnesium



Connected light switch with dimmer option  
White



Home/ Away wireless master switch  
Soft Alu

The clear, almost minimalist design of this series fits harmoniously into almost all modern interior design styles. It is discreetly restrained and yet radiates quality and individuality thanks to its high-quality finishes. The ideal choice for a timeless look.

DESIGNED  
FOR STRONG  
PERSONALITIES

BRUSHED METAL






Connected curtain/ roller blind switches  
Magnesium/ Gold Brass



Connected light switch with dimmer option  
Magnesium/ Black



Gateway  
Magnesium/ Pink Champagne



Connected BS socket outlet, single pole, switched, 2-gang  
Magnesium/ Stainless Steel

Anyone who attaches particular importance to a highly personal design of their living environment can express their ideas perfectly choosing these finishes. Carefully crafted metal surfaces and an interesting colour palette open up new opportunities for sophisticated interior designers.

# TECHNOLOGY WITH BRILLIANT LOOKS

REFLECTIVE METAL







Wireless light switches -  
Magnesium/ Stainless Steel



Curtain/roller blind wireless switch  
Magnesium/ Black



Wake up/Sleep wireless switch  
Magnesium/ Gold

In this design line, mirror-smooth metal combines the technological and aesthetic competence of Arteor and lets it emanate into the personal environment. With its clear lines and its choice of attractive colours, the result will appear elegant and self-confident in every respect.

# TECHNOLOGY MEETS DESIGN

ADD A TOUCH  
OF STYLE

## NEUTRAL



Champagne



White



Graphite



Soft Alu



Magnesium



Dark Bronze

## BRUSHED METAL



Black



Stainless Steel



Gold Brass



Pink Champagne

REFLECTIVE METAL



Black



Stainless Steel



Gold

MIRROR



Mirror Black



Mirror White

WOOD



Grey Oak

SIGNATURE



Cube

# OPEN AND INTEROPERABLE

GREATER FLEXIBILITY FOR CUSTOMIZATION



Find out more about WORKS WITH LEGRAND:  
<https://developer.legrand.com/>

## OPEN FOR SHARED SOLUTIONS

Arteor with Netatmo is Wi-Fi enabled and uses the radio protocol Zigbee, meaning third-party solutions can be integrated seamlessly. This interoperability makes it even easier to network your home with optimal flexibility and efficiency.


Legrand extends an open invitation to start-ups, independent developers and leading companies to develop and implement joint solutions for maximum user benefit. This is the purpose of the “Works with Legrand” program, which was created to facilitate and encourage cooperation. A dedicated portal gives third-party providers access to the open APIs used in Legrand’s IoT solutions, enabling them to incorporate the Legrand connected offerings into their own systems and services. A way of enabling the development of ever more efficient and seamlessly connected smart solutions for the places where we live and work.







## BE YOUR OWN PROGRAMMER

 All the devices of the Arteor with Netatmo range are now certified Zigbee 3.0. What's more, Arteor with Netatmo is also certified Zigbee Green Power and compatible with the Zigbee Over the Air (OTA) update process.

This allows system integrators to integrate Arteor with Netatmo directly into their solutions through their own gateways and to manage our devices directly through their apps. For easy realization of tailor-made solutions that perfectly respond to their customers' needs.

All the relevant development resources are accessible on the web portal Works with Legrand.

## Connected home

### connected gateway pack

Must be ordered for any connected installation

#### Step 1: Gateway pack for a connected home



5 742 09

Support frames and plates selection charts **p. 50 to 57**

Used to create the radio network and the Wi-Fi connection of the connected installation  
Enables remote control of your home (lighting, roller blinds and electrical appliances) using a smartphone via the Home + Control App and/or voice control with a voice assistant  
Must be ordered to start any connected installation  
To be completed by adding individual connected products  
2.4 GHz Wi-Fi connection required

Pack	Cat.Nos	Connected gateway pack Arteor™ with Netatmo
1	5 742 09	<p>Used to create the radio network and the Wi-Fi connection Composition: - 1 flush-mounted Zigbee/Wi-Fi gateway Mechanisms supplied with cover plates, to be equipped with support frames (p. 48-49) and plates (p. 50 to 57) Allows the connection of the installation to the Wi-Fi network and enables control through the Home + Control App and voice assistants (Google Assistant, Amazon Alexa, Apple Siri)<sup>(1)</sup> Can be installed in place of an existing product Suitable for flush-mounting box min. depth 35mm - 1 Home/Away wireless master switch with preset life scenes Supplied with cover plate and multi-standard support frame (with removable fins) To be equipped with 2-module plates (p. 50 to 57) Used to create the radio network and to control life scenes Life scenes can be customised in the Home + Control App Supplied with CR2032 3 V long-life battery for power supply and 2 removable stickers for fixing the control unit on any substrate LED function for low battery indication</p> <p> ○ White ● Magnesium ● Champagne ● Soft Alu</p>
1	5 742 27	
1	5 742 36	
1	5 742 18	

1: Availability of voice assistants to be checked in your country

## Connected home

### connected light switches

#### Step 2: Connected products



Home + Control  
LEGRAND



5 742 01



5 742 12

Support frames and plates selection charts **p. 50 to 57**

Used to create your connected installation, require prior installation of a gateway pack for connected installation

Pack	Cat.Nos	Connected light switches Arteor™ with Netatmo
1	5 742 01	<p><b>Switch with neutral 250 W, wired, 1 module</b> Mechanisms supplied with cover plates, to be equipped with support frames (p. 48-49) and plates (p. 50 to 57) For local or remote control of lighting Can be controlled by one or more wireless light switches or mechanical 2-way switches Compatible with all loads Can be installed in place of an existing switch in a flush-mounting box depth 35 mm Locator and indicator function can be activated from the Home + Control App Zigbee Certified Product</p> <p> ○ White ● Magnesium ● Champagne ● Soft Alu</p>
1	5 742 20	
1	5 742 29	
1	5 742 11	
1	5 742 02	<p><b>Switch without neutral, 5 - 300 W, with dimmer option, wired, 2 modules</b> Mechanisms supplied with cover plates, to be equipped with support frames (p. 48-49) and plates (p. 50 to 57) For local or remote ON/OFF or dimming control of lighting Can be controlled by one or more wireless light switches Dimmer mode and locator and indicator function can be activated from the Home + Control App Compatible with all loads: - Dimmable LEDs: 50 W - Halogen with transformer: 300 VA - Fluorescent tube: 300 VA - Halogen 230 V and incandescent: 300W Supplied with a bleeder Memory level function Can be installed in place of an existing switch in a flush-mounting box depth 35 mm Zigbee Certified Product</p> <p> ○ White ● Magnesium ● Champagne ● Soft Alu</p>
1	5 742 21	
1	5 742 30	
1	5 742 12	

Legrand's Home + Control App available on  
**Google Play and the App Store**



Products to be submitted to local tests to ensure a perfect functioning  
Please contact your local agency

## Connected home

### connected light switches (continued)

#### Step 2: Connected products



5 743 40



5 743 43



5 742 43

Support frames and plates selection charts **p. 50 to 57**

Used to create your connected installation, require prior installation of a gateway pack for connected installation

Pack	Cat.Nos	Connected light switches Arteor™ with Netatmo (continued)
		<b>Switch with neutral, 150 W, with dimmer option, wired, 1 module</b> Mechanisms supplied with cover plates, to be equipped with support frames (p. 48-49) and plates (p. 50 to 57) For local or remote ON/OFF or dimming control of lighting Can be controlled by one or several wireless light switches or mechanical push-buttons without neon Dimmer mode and locator/ indicator function can be activated from the Home + Control App Compatible with all loads: - Dimmable LEDs: 150 W - Halogen with transformer: 150 VA - Fluorescent tube: 150 VA - Halogen 230V and incandescent 150 W Memory level function Can be installed in place of an existing switch in a flush-mounting box depth 35 mm Zigbee Certified Product
1	5 743 40	White
1	5 743 42	Magnesium
1	5 743 43	Champagne
1	5 743 41	Soft Alu
1	5 742 43	<b>Micromodule switch with neutral, 300 W</b> Used to connect lights with a ceiling box installation Can be controlled by one or more wireless light switches or mechanical push-buttons Paired by tapping the wireless control on the micromodule Zigbee Certified Product

## Connected home

### connected outlets

#### Step 2: Connected products



Home + Control  
LEGRAND



5 742 57 + 5 713 03



5 742 66

Plates selection charts **p. 50-51**

Used to create your connected installation, require prior installation of a gateway pack for connected installation

Pack	Cat.Nos	Connected British standard socket outlets Arteor™ with Netatmo, 13 A – 250 V, switched, single pole
		Shuttered for child safety Protected against overloads ASTA licence Conform to BS 1363 Part-2 Socket outlets can be controlled by one or several wireless ON/OFF controls Remote control via the Home + Control App Compatible with any electrical appliance or large household appliance Connected socket outlets allow to: - remotely control electrical appliances - measure instantaneous power - monitor daily and monthly consumption - send notifications in case of abnormal use (overconsumption etc.) Can be installed in place of an existing socket outlet in a flush-mounting box min. depth 35 mm Indicator LED function can be activated from the Home + Control App Zigbee Certified Product
		<b>2P+E switched - 1-gang</b> Mechanisms supplied with cover plates and support frames, to be equipped with British standard plates, 3 modules, 1-gang (p. 44)
1	5 742 56	White
1	5 742 58	Magnesium
1	5 742 59	Champagne
1	5 742 57	Soft Alu
		<b>2P+E switched - 2-gang</b> Mechanisms supplied with cover plates and support frames, to be equipped with special plates (p. 44)
1	5 742 66	White
1	5 742 68	Magnesium
1	5 742 69	Champagne
1	5 742 67	Soft Alu


## Connected home

### plates for connected outlets

#### Step 2: Connected products



5 713 03



5 712 14

Plates selection charts p. 50 to 57

Pack	Cat.Nos	British standard plates - 3 modules - 1-gang
5	5 751 60	<p><b>Suitable for 1-gang 2P+E connected British standard socket outlets Arteor™ with Netatmo</b></p> <ul style="list-style-type: none"> <li>○ White</li> <li>● Soft Alu</li> <li>● Graphite</li> <li>● Magnesium</li> <li>● Champagne</li> <li>● Dark Bronze</li> <li>● Mirror White</li> <li>● Mirror Black</li> <li>● Brushed Metal - Stainless Steel</li> <li>● Brushed Metal - Gold Brass</li> <li>● Brushed Metal - Pink Champagne</li> <li>● Brushed Metal - Black</li> <li>● Reflective Metal - Stainless Steel</li> <li>● Reflective Metal - Black</li> <li>● Reflective Metal - Gold</li> <li>● Wood - Grey Oak</li> <li>● Signature - Cube</li> </ul>
5	5 713 03	
5	5 751 62	
5	5 713 13	
5	5 713 23	
5	5 713 33	
1	5 751 64	
1	5 751 63	
1	5 751 66	
1	5 761 80	
1	5 713 53	
1	5 713 43	
1	5 713 63	
1	5 713 83	
1	5 713 73	
1	5 713 93	
1	5 714 03	

Pack	Cat.Nos	British standard plates - 2x3 modules - 2-gang
1	5 712 10	<p><b>Special plates for 2-gang connected British standard socket outlets Arteor™ with Netatmo</b></p> <ul style="list-style-type: none"> <li>○ White</li> <li>● Soft Alu</li> <li>● Graphite</li> <li>● Magnesium</li> <li>● Champagne</li> <li>● Dark Bronze</li> <li>● Mirror White</li> <li>● Mirror Black</li> <li>● Brushed Metal - Stainless Steel</li> <li>● Brushed Metal - Gold Brass</li> <li>● Brushed Metal - Pink Champagne</li> <li>● Brushed Metal - Black</li> <li>● Reflective Metal - Stainless Steel</li> <li>● Reflective Metal - Black</li> <li>● Reflective Metal - Gold</li> <li>● Wood - Grey Oak</li> <li>● Signature - Cube</li> </ul>
1	5 712 11	
1	5 712 12	
1	5 712 13	
1	5 712 14	
1	5 712 15	
1	5 712 16	
1	5 712 17	
1	5 712 18	
1	5 712 19	
1	5 712 20	
1	5 712 21	
1	5 712 22	
1	5 712 23	
1	5 712 24	
1	5 712 25	
1	5 712 26	

## Connected home

### connected outlets (continued)

#### Step 2: Connected products



Home + Control  
LEGRAND



5 742 00



5 742 00 + 5 721 04 + 5 752 10



0 648 89

Support frames and plates selection charts p. 50 to 57

Used to complete your connected installation, require prior installation of a gateway pack for connected installation

Pack	Cat.Nos	Connected socket outlet module Arteor™ with Netatmo - 16A - 230V~ - 3680 W, 1 module
1	5 742 00	<p>Mechanisms supplied with cover plates, to be equipped with support frames (p. 48-49) and plates (p. 50 to 57)</p> <p>Allows to create a connected socket outlet for integration into the connected installation</p> <p>To be wired to a traditional socket outlet</p> <p>Connected socket outlets can be controlled by wireless ON/OFF controls</p> <p>Remote control via the Home + Control App</p> <p>Compatible with any electrical appliance or large household appliance</p> <p>Connected socket outlets allow to</p> <ul style="list-style-type: none"> <li>- remotely control electrical appliances</li> <li>- measure instantaneous power</li> <li>- monitor daily and monthly consumption</li> <li>- send notifications in case of abnormal use (overconsumption etc.)</li> </ul> <p>Can be installed in place of an existing socket outlet in a flush-mounting box min. depth 40 mm</p> <p>Indicator LED function can be activated from the Home + Control App</p> <p>Zigbee Certified Product</p> <ul style="list-style-type: none"> <li>○ White</li> <li>● Magnesium</li> <li>● Champagne</li> <li>● Soft Alu</li> </ul>
1	5 742 28	
1	5 742 37	
1	5 742 19	
1	5 742 19	

Pack	Cat.Nos	Connected mobile socket outlets
1	0 648 89	<p>To be plugged directly into an existing socket outlet</p> <p>For control of lights, electrical appliances and large household appliances</p> <p>Connected mobile socket outlets can be controlled by wireless ON/OFF controls</p> <ul style="list-style-type: none"> <li>- ON/OFF indicator LED function</li> </ul> <p>Connected mobile socket outlets allow to</p> <ul style="list-style-type: none"> <li>- remotely control electrical appliances</li> <li>- measure instantaneous power</li> <li>- monitor daily and monthly consumption</li> <li>- send notifications in case of abnormal use (overconsumption etc.)</li> </ul> <p>Indicator LED function can be activated from the Home + Control App</p> <p>Zigbee Certified Product</p> <ul style="list-style-type: none"> <li>13 A British standard connected mobile socket outlet - 3000 W</li> <li>● Magnesium</li> </ul>
a	5 742 54	



## Connected home


### connected outlets (continued)

#### Step 2: Connected products



0 648 79

Used to complete your connected installation, require prior installation of a gateway pack for connected installation

Pack	Cat.Nos	Cable outlet
1	0 648 79	Enables remote control of electrical devices Wiring compatible with pilot wire Can be controlled by a wireless control 3000 W max. (protected against overloads) Functions: - ON/OFF, pilot wire management - instantaneous power measurement and daily/ monthly consumption monitoring with configurable sending of notifications (defect, consumption, etc.) Supplied with mounting support, cover plate and worksite protection Multi-gang fixing not possible Zigbee Certified Product  ○ White ● Magnesium ● Champagne ● Soft Alu
1	0 648 83	
1	0 648 82	
1	0 648 98	

## Connected home

### connected curtain/roller blind switches

#### Step 2: Connected products




Home + Control  
LEGRAND




5 742 04

 Support frames and plates selection charts p. 50 to 57

Used to complete your connected installation, require prior installation of a gateway pack for connected installation

Pack	Cat.Nos	Connected curtain/roller blind switch Arteor™ with Netatmo
1	5 742 04	Mechanisms supplied with cover plates, to be equipped with support frames (p. 48-49) and plates (p. 50 to 57) For local and remote control of a 230 V~ roller blind (raise/lower/stop functions and level management) Compatible with roller blinds with mechanical or electronic stop, not compatible with radio-controlled roller blinds Can be paired with one or more roller blind wireless switches Can be installed in place of an existing roller blind switch in a flush-mounting box depth 35 mm Zigbee Certified Product 1 module - with neutral  ○ White ● Magnesium ● Champagne ● Soft Alu
1	5 742 22	
1	5 742 31	
1	5 742 13	

Pack	Cat.Nos	Connected curtain/roller blind micromodule IP 44
1	0 676 97	 For local and remote control of a 230 V~ roller blind (raise/lower/stop functions and level management) Compatible with roller blinds with mechanical or electronic stop, not compatible with radio-controlled roller blinds Can be paired with one or more roller blind wireless switches To be installed in the ceiling box or roller blind box to connect a new or existing roller blind Zigbee Certified Product

# Connected home

## connected wireless light controls

### Step 2: Connected products



5 742 05



5 742 47



5 742 91



5 742 52

Support frames and plates selection charts **p. 50 to 57**


Used to complete your connected installation. Require a prior connected installation including a gateway pack

Pack	Cat.Nos	Wireless light switches Arteor™ with Netatmo	Pack	Cat.Nos	Wireless motion sensor IP 44
1	5 742 05	<p>Used to add an extra lighting control Easy pairing by tapping the wired product or by using the Home + Control App Supplied with CR2032 3 V long-life battery for power supply LED function for low battery indication Zigbee Certified Product</p> <p><b>Surface mounting version, 1 gang</b> Supplied with cover plate, multi-standard support frame (with removable fins) and 2 removable stickers for fixing the control unit on any substrate. To be equipped with 2-module plates (p. 50 to 57) Controls up to 20 wired products: switches, micromodules, socket outlets</p> <p>○ White ● Magnesium ● Champagne ● Soft Alu</p>	1	5 742 52	<p> Allows to control up to 20 wired switches, micromodules and socket outlets Easy pairing by tapping the wired products or by using the Home + Control App Supplied with 2 x AA battery For indoor and outdoor use Recommended distance between 2 sensors: 6 m Recommended installation height: 2.5 m Time delay adjustable from 15 s to 15 min Range: 8 m Detection angle: 140° Sensor range adjustable from 2 m to 8 m Light level threshold adjustable from 1 to 1000 lux Zigbee Certified Product</p>
1	5 742 23		1	0 676 94	
1	5 742 32		<p><b>Surface mounting version, 2 gang</b> Supplied with cover plate, multi-standard support frame (with removable fins) and 2 removable stickers for fixing the control unit on any substrate. To be equipped with 2-module plates (p. 50 to 57) Controls up to 2x20 wired products: switches, micromodules, socket outlets</p> <p>○ White ● Magnesium ● Champagne ● Soft Alu</p>	1	5 742 44
1	5 742 14			1	5 742 46
1	5 742 44	<p><b>Flush-mounting version, 1 module</b> Mechanism supplied with cover plate, to be equipped with support frames (p.48 - 49) and plates (p.50 to 57) Controls up to 20 wired products: switches, micromodules, socket outlets Can be installed in a flush-mounting box depth 35 mm, in addition to wired products</p> <p>○ White ● Magnesium ● Champagne ● Soft Alu</p>	1	5 742 47	
1	5 742 46		1	5 742 45	
1	5 742 47		1	5 743 26	
1	5 742 45		1	5 742 75	

# Connected home

## connected wireless scene switches

### Step 2: Connected products



5 742 15



5 742 70



5 742 08



5 742 73



5 743 12 + 5 752 10

Support frames and plates selection charts **p. 50 to 57**

Used to complete your connected installation. Require a prior connected installation including a gateway pack

Pack	Cat.Nos	Home/Away wireless master switches Arteor™ with Netatmo	Pack	Cat.Nos	4 scenes wireless switches
		<p>Used to add an extra Home/Away wireless master switch Work in the same way as the Home/Away wireless master switch included in the gateway pack Home/Away life scenes can be customised in the Home + Control App Supplied with CR2032 3 V long-life battery for power supply LED function for low battery indication Zigbee Certified Product</p> <p><b>Surface mounting version, 1 gang</b> Supplied with cover plate, multi-standard support frame (with removable fins) and 2 removable stickers for fixing the control unit on any substrate. To be equipped with 2-module plates (p. 50 to 57)</p> <p>○ White ● Magnesium ● Champagne ● Soft Alu</p> <p><b>Flush-mounting version, 1 module</b> Mechanism supplied with cover plate, to be equipped with support frames (p.48 - 49) and plates (p.50 to 57) Can be installed in a flush-mounting box depth 35 mm, in addition to wired products</p> <p>○ White ● Magnesium ● Champagne ● Soft Alu</p>			<p>Used to add 4 customised scenes to a connected installation. Scenes can be customised in the Home + Control App Possibility to assign personalized names and to associate icons to the scenes in the Home + Control App Supplied with CR2032 3 V long-life battery for power supply Zigbee Certified Product</p> <p><b>Surface mounting version Arteor™ with Netatmo, 2 gang</b> Supplied with cover plate, multi-standard support frame (with removable fins) and 2 removable stickers for fixing the control unit on any substrate. To be equipped with 2-module plates (p. 50 to 57) LED function for low battery indication</p> <p>○ White ● Magnesium ● Champagne ● Soft Alu</p> <p><b>Pocket remote control</b> Can be attached to a keyring ● Magnesium</p>
1	5 742 06		1	5 743 12	
1	5 742 24		1	5 743 14	
1	5 742 33		1	5 743 15	
1	5 742 15		1	5 743 13	
1	5 742 70		1	0 676 95	
1	5 742 79				
1	5 743 27				
1	5 742 97				
		<p><b>Wake up/Sleep wireless switches Arteor™ with Netatmo</b></p> <p>Used to add 2 extra scenes to a connected installation Preset Wake up/Sleep life scenes which can be customised in the Home + Control App Supplied with CR2032 3 V long-life battery for power supply LED function for low battery indication Zigbee Certified Product</p> <p><b>Surface mounting version, 1 gang</b> Supplied with cover plate, multi-standard support frame (with removable fins) and 2 removable stickers for fixing the control unit on any substrate. To be equipped with 2-module plates (p. 50 to 57)</p> <p>○ White ● Magnesium ● Champagne ● Soft Alu</p> <p><b>Flush-mounting version, 1 module</b> Mechanism supplied with cover plate, to be equipped with support frames (p.48 - 49) and plates (p.50 to 57) Can be installed in a flush-mounting box depth 35 mm, in addition to wired products</p> <p>○ White ● Magnesium ● Champagne ● Soft Alu</p>			
1	5 742 08				
1	5 742 26				
1	5 742 35				
1	5 742 17				
1	5 742 73				
1	5 742 90				
1	5 743 28				
1	5 742 98				

## Connected home

connected wireless curtain/roller blinds controls

## Arteor™

international support frames

### Step 2: Connected products




5 742 25




5 742 74



Home + Control  
LEGRAND



5 760 03



5 760 01



5 760 00



5 760 30

Support frames and plates selection charts **p. 50 to 57**

Used to complete your connected installation. Require a prior connected installation including a gateway pack

Plate selection charts **p. 50 to 57**

Pack	Cat.Nos	<b>Curtain/ roller blind wireless switches Arteor™ with Netatmo</b>
1	5 742 07	<p>Used for remote control or centralization of up to 20 wired roller blind switches Pair by tapping the selected roller blind switch(es) or by using the Home + Control App Supplied with CR2032 3 V long-life battery for power supply LED function for low battery indication Zigbee Certified Product</p> <p><b>Surface mounting version, 1 gang</b> Supplied with cover plate, multi-standard support frame (with removable fins) and 2 removable stickers for fixing the control unit on any substrate To be equipped with 2-module plates (p. 50 to 57)</p> <p><b>Flush-mounting version, 1 module</b> Mechanism supplied with cover plate, to be equipped with support frames and plates (p. 50 to 57) Can be installed in a flush-mounting box depth 35 mm, in addition to wired products</p> <p>○ White ● Magnesium ● Champagne ● Soft Alu</p>
1	5 742 25	
1	5 742 34	
1	5 742 16	
1	5 742 74	
1	5 742 95	<p>○ White ● Magnesium ● Champagne ● Soft Alu</p>
1	5 743 29	
1	5 742 99	
1	0 648 71	<b>Accessory</b> Pack of 3 x 4 extra removable stickers for fixing a wireless control

Pack	Cat.Nos	<b>Support frames for BS type boxes 60.3 mm fixing centres</b>
10	5 760 03	<p>Screw mounting (screws supplied)</p> <p><b>For 1 gang box</b> Square - for 1 or 2 modules</p>
5	5 760 01	
10	5 760 02	<p><b>For 2 gang box</b> Rectangular - for 3 modules</p>
10	5 760 00	<p>Rectangular - for 2 x 2 modules</p>
10	5 760 30	<p><b>Support frames for US and South African type boxes 83.5 mm fixing centres</b></p> <p>Screw mounting</p> <p><b>For 2" x 4" boxes</b> For 2 modules (electronic functions except 2-module mechanisms to be mounted on 3-module support frame)</p>
10	5 760 40	
5	5 760 31	<p><b>For 4" x 4" boxes</b> For 2, 3 and 4 modules</p>
5	5 760 32	<p>For 2 x 3 modules</p>




# Arteor™

## international support frames (continued)



5 760 21



5 760 20

Plate selection charts p. 50 to 57

Pack	Cat.Nos	Support frames for German and French type boxes
10	5 760 21	<b>Screw mounting</b> For 1 or 2 modules 
5	5 760 11	For 4 modules 
5	5 760 12	For 6 modules Horizontal mounting 
2	5 760 22	For 2 x 6 modules Horizontal mounting 
5	5 760 20	<b>Claw mounting</b> For 1 or 2 modules 

Pack	Cat.Nos	Support frame for Italian type boxes 83.5 mm fixing centres
10	5 760 40	Screw mounting For 1 to 3 modules 

# Arteor™

## blank modules



5 728 41



5 700 60

Support frame and plate selection charts p. 50 to 57

Pack	Cat.Nos	Blank modules
10	5 723 41	<b>1 module</b> ○ White - square version ● Magnesium - square version ● Champagne - square version ● Soft Alu - square version
10	5 728 41	
10	5 700 60	
10	5 710 60	
10	5 723 42	<b>2 modules</b> ○ White - square version ● Magnesium - square version ● Champagne - square version ● Soft Alu - square version
10	5 728 42	
10	5 700 61	
10	5 710 61	
5	5 723 43	<b>3 modules</b> ○ White - square version ● Magnesium - square version ● Champagne - square version ● Soft Alu - square version
5	5 728 43	
5	5 728 20	
5	5 728 19	

# Arteor™ British standard plate selection charts

60.3 mm fixing centres - flush-mounting boxes, support frames and plates

Number of modules per mechanism	Flush-mounting boxes	Support frames	Plates	PLATES					
				Neutral					
				White	Soft Alu	Graphite	Magnesium	Champagne	Dark Bronze
<b>SQUARE VERSION</b>									
1 module	1 gang	5 760 03		5 752 00	5 713 01	5 752 02	5 713 11	5 713 21	5 713 31
2 modules		5 760 03 5 760 01 <sup>(1)</sup>		5 752 10	5 713 02	5 752 12	5 713 12	5 713 22	5 713 32
3 modules	1 gang	5 760 01 <sup>(2)</sup>		5 751 60	5 713 03	5 751 62	5 713 13	5 713 23	5 713 33
3 modules and shaver sockets	2 gang	5 760 02		5 750 70	5 713 05	5 750 72	5 713 15	5 713 25	5 713 35
4 modules	2 gang	5 760 00		5 750 80	5 713 04	5 750 82	5 713 14	5 713 24	5 713 34
6 modules	6 890 36	Supplied with support frame		5 753 70	5 713 06	5 753 72	5 713 16	5 713 26	5 713 36
8 modules	6 890 38	Supplied with support frame		5 767 00	5 713 08	5 767 02	5 713 18	5 713 28	5 713 38
2 x 6 modules	6 890 28	Supplied with support frame		5 753 90	5 716 00	5 753 92	5 716 02	5 716 04	5 716 06
3 x 6 modules	0 818 56	Supplied with support frame		5 754 00	5 716 01	5 754 02	5 716 03	5 716 05	5 716 07
For 5 A/13 A switched socket outlet - 1 gang	-	Not needed		5 750 90	5 713 07	5 750 92	5 713 17	5 713 27	5 713 37
For 13 A twin Switched socket outlet - 2 gang	-	Not needed		5 751 00	5 713 09	5 751 02	5 713 19	5 713 29	5 713 39
For BS connected socket outlets 13 A, switched, 2-gang	-	Not needed		5 712 10	5 712 11	5 712 12	5 712 13	5 712 14	5 712 15
For 13 A fused connection unit switched	-	Not needed		5 751 20	5 713 10	5 751 22	5 713 20	5 713 30	5 713 40
For cooker unit Cat.No 5 720 88	-	Not needed		5 751 50	-	-	-	-	-
Blanking cover plate	1 gang	5 760 03 5 760 01		5 751 30	5 716 08	5 751 32	5 716 10	5 716 12	5 716 14
Blanking cover plate	2 gang	5 760 02		5 751 40	5 716 09	5 751 42	5 716 11	5 716 13	5 716 15
<b>ROUND VERSION</b>									
2 modules	1 gang	5 760 03		5 756 10	5 716 16	5 756 12	5 716 21	-	-
3 modules	2 gang	5 760 02		5 755 40	5 716 18	5 755 42	5 716 23	-	-
3 modules - 1 gang	1 gang	5 760 01		5 755 60	5 716 19	5 755 62	5 716 24	-	-
4 modules	2 gang	5 760 00		5 755 50	5 716 17	5 755 52	5 716 22	-	-
6 modules	6 890 36	Supplied with support		5 767 40	5 716 20	5 767 42	5 716 25	-	-

1: Use 5 760 01 support frame for 2 module mechanisms to be mounted on 3 module support frame (see mention in catalogue page)  
 2 : Support frame not needed for use with British standard connected socket outlets cat nos. 574256, 574257, 574258, 574259

PLATES

Mirror		Brushed Metal				Reflective Metal			Wood	Signature
Mirror White	Mirror Black	Stainless Steel	Gold Brass	Pink Champagne	Black	Stainless Steel	Black	Gold	Grey Oak	Cube
5 752 04	5 752 03	5 752 06	5 761 00	5 713 51	5 713 41	5 713 61	5 713 81	5 713 71	5 713 91	5 714 01
5 752 14	5 752 13	5 752 16	5 761 20	5 713 52	5 713 42	5 713 62	5 713 82	5 713 72	5 713 92	5 714 02
5 751 64	5 751 63	5 751 66	5 761 80	5 713 53	5 713 43	5 713 63	5 713 83	5 713 73	5 713 93	5 714 03
5 750 74	5 750 73	5 750 76	5 761 60	5 713 55	5 713 45	5 713 65	5 713 85	5 713 75	5 713 95	5 714 05
5 750 84	5 750 83	5 750 86	5 761 40	5 713 54	5 713 44	5 713 64	5 713 84	5 713 74	5 713 94	5 714 04
5 753 74	5 753 73	5 753 76	5 763 70	5 713 56	5 713 46	5 713 66	5 713 86	5 713 76	5 713 96	5 714 06
5 767 04	5 767 03	5 767 06	5 767 10	5 713 58	5 713 48	5 713 68	5 713 88	5 713 78	5 713 98	5 714 08
-	-	-	-	-	-	-	-	-	-	-
-	-	-	-	-	-	-	-	-	-	-
5 750 94	5 750 93	5 750 96	5 762 10	5 713 57	5 713 47	5 713 67	5 713 87	5 713 77	5 713 97	5 714 07
5 751 04	5 751 03	5 751 06	5 762 00	5 713 59	5 713 49	5 713 69	5 713 89	5 713 79	5 713 99	5 714 09
5 712 16	5 712 17	5 712 18	5 712 19	5 712 20	5 712 21	5 712 22	5 712 23	5 712 24	5 712 25	5 712 26
5 751 24	5 751 23	5 751 26	5 761 90	5 713 60	5 713 50	5 713 70	5 713 90	5 713 80	-	-
-	-	-	-	-	-	-	-	-	-	-
-	-	-	-	-	-	-	-	-	-	-
-	-	-	-	-	-	-	-	-	-	-
5 756 14	5 756 13	5 756 16	5 761 10	5 716 30	5 716 26	-	-	-	-	-
5 755 44	5 755 43	5 755 46	5 761 50	5 716 32	5 716 28	-	-	-	-	-
5 755 64	5 755 63	5 755 66	5 761 70	5 716 33	5 716 29	-	-	-	-	-
5 755 54	5 755 53	5 755 56	-	5 716 31	5 716 27	-	-	-	-	-
5 767 44	5 767 43	-	-	-	-	-	-	-	-	-












## Arteor™ Italian / US standards plate selection charts

83.5 mm fixing centres - flush-mounting boxes, support frames and plates

Number of modules per mechanism	Flush-mounting boxes	Support frames	Plates	PLATES						
				Neutral						
				White	Soft Alu	Graphite	Magnesium	Champagne	Dark Bronze	
<b>SQUARE VERSION</b>										
1 module	0 800 49	5 760 40		5 752 20	5 714 11	5 752 22	5 752 27	5 714 31	5 714 41	
2 modules	0 800 49	5 760 40		5 752 30	5 714 12	5 752 32	5 752 37	5 714 32	5 714 42	
3 modules	0 800 49	5 760 40		5 750 10	5 714 13	5 750 12	5 750 17	5 714 33	5 714 43	
Blanking cover plate	2" x 4"	5 760 40		5 754 10	5 714 10	5 754 12	5 714 52	5 714 53	5 714 51	
4 modules	0 800 42	5 760 11		5 750 30	5 714 14	5 750 32	5 750 37	5 714 34	5 714 44	
6 modules	0 800 43	5 760 12		5 750 40	5 714 15	5 750 42	5 750 47	5 714 35	5 714 45	
<b>ROUND VERSION</b>										
2 modules	0 800 49	5 760 40		5 756 20	5 716 34	5 756 22	5 716 36	-	-	
3 modules	0 800 49	5 760 40		5 755 00	5 716 35	5 755 02	5 716 37	-	-	
4 modules	0 800 42	2 x 5 760 21		5 755 10	5 716 59	5 755 12	5 716 62	-	-	
6 modules	0 800 43	3 x 5 760 21		5 755 20	5 716 60	5 755 22	5 716 63	-	-	



PLATES

Mirror		Brushed Metal				Reflective Metal			Wood	Signature
Mirror White	Mirror Black	Stainless Steel	Gold Brass	Pink Champagne	Black	Stainless Steel	Black	Gold	Grey Oak	Cube
										
5 752 44	5 752 43	5 752 46	5 764 10	5 714 26	5 714 16	5 714 36	5 714 56	5 714 46	5 714 66	5 714 76
5 752 54	5 752 53	5 752 56	5 764 30	5 714 27	5 714 17	5 714 37	5 714 57	5 714 47	5 714 67	5 714 77
5 752 74	5 752 73	5 752 76	5 764 50	5 714 28	5 714 18	5 714 38	5 714 58	5 714 48	5 714 68	5 714 78
-	-	-	-	-	-	-	-	-	-	-
5 750 34	5 750 33	5 750 36	5 762 70	5 714 29	5 714 19	5 714 39	5 714 59	5 714 49	5 714 69	-
5 750 44	5 750 43	5 750 46	5 762 80	5 714 30	5 714 20	5 714 40	5 714 60	5 714 50	5 714 70	-
5 756 34	5 756 33	5 756 36	5 764 20	5 716 40	5 716 38	-	-	-	-	-
5 756 54	5 756 53	5 756 56	5 764 40	5 716 41	5 716 39	-	-	-	-	-
5 755 14	5 755 13	5 755 16	5 762 50	5 716 67	5 716 65	-	-	-	-	-
5 755 24	5 755 23	5 755 26	-	-	-	-	-	-	-	-

# Arteor™ American and South African standard plate selection charts

83.5 mm fixing centres - flush-mounting boxes, support frames and plates

Number of modules per mechanism	Flush-mounting boxes	Support frames	Plates	PLATES						
				Neutral						
				White	Soft Alu	Graphite	Magnesium	Champagne	Dark Bronze	
<b>SQUARE VERSION</b>										
1 vertical module	2" x 4"	5 760 30		5 767 20	5 714 85	5 767 22	5 714 95	5 715 05	5 715 15	
1 horizontal module		5 760 40		5 752 40	5 714 81	5 752 42	5 714 91	5 715 01	5 715 11	
2 modules		5 760 30 <sup>(1)</sup> 5 760 40		5 752 50	5 714 82	5 752 52	5 714 92	5 715 02	5 715 12	
3 modules		5 760 40		5 752 70	5 714 83	5 752 72	5 714 93	5 715 03	5 715 13	
2 modules	4" x 4"	5 760 31		5 752 60	5 714 86	5 752 62	5 714 96	5 715 06	5 715 16	
3 modules		5 760 31		5 752 80	5 714 87	5 752 82	5 714 97	5 715 07	5 715 17	
4 modules		5 760 31		5 752 90	5 714 84	5 752 92	5 714 94	5 715 04	5 715 14	
2 x 3 modules		5 760 32		5 753 00	5 714 88	5 753 02	5 714 98	5 715 08	5 715 18	
Blanking cover plate Italian / US standards	2" x 4"	5 760 40		5 754 10	5 714 10	5 754 12	5 714 52	5 714 53	5 714 51	
Blanking cover plate US standard	4" x 4"	5 760 31		5 753 60	5 714 00	5 753 62	-	5 753 54	-	
<b>ROUND VERSION</b>										
2 modules	2" x 4"	5 760 30 <sup>(1)</sup> 5 760 40		5 756 30	5 716 42	5 756 32	5 716 47	-	-	
3 modules		5 760 40		5 756 50	5 716 43	5 756 52	5 716 48	-	-	
2 modules	4" x 4"	5 760 31		5 756 40	5 716 44	5 756 42	5 716 49	-	-	
3 modules				5 756 60	5 716 45	5 756 62	5 716 50	-	-	
2 x 3 modules				5 756 70	5 716 46	5 756 72	5 716 51	-	-	

1: Only for 2 modules electronic functions

PLATES

Mirror		Brushed Metal				Reflective Metal			Wood	Signature
Mirror White	Mirror Black	Stainless Steel	Gold Brass	Pink Champagne	Black	Stainless Steel	Black	Gold	Grey Oak	Cube
5 767 24	5 767 23	5 767 26	5 767 30	5 715 26	5 715 21	5 715 31	5 715 41	5 715 36	5 715 46	5 715 51
5 752 44	5 752 43	5 752 46	5 764 10	5 714 26	5 714 16	5 714 36	5 714 56	5 714 46	5 714 66	5 714 76
5 752 54	5 752 53	5 752 56	5 764 30	5 714 27	5 714 17	5 714 37	5 714 57	5 714 47	5 714 67	5 714 77
5 752 74	5 752 73	5 752 76	5 764 50	5 714 28	5 714 18	5 714 38	5 714 58	5 714 48	5 714 68	5 714 78
5 752 64	5 752 63	5 752 66	5 766 20	5 715 27	5 715 22	5 715 32	5 715 42	5 715 37	5 715 47	5 715 52
5 752 84	5 752 83	5 752 86	5 766 40	5 715 28	5 715 23	5 715 33	5 715 43	5 715 38	5 715 48	5 715 53
5 752 94	5 752 93	5 752 96	-	5 715 29	5 715 24	5 715 34	5 715 44	5 715 39	-	-
5 753 04	5 753 03	5 753 06	5 766 70	5 715 30	5 715 25	5 715 35	5 715 45	5 715 40	-	-
-	-	-	-	-	-	-	-	-	-	-
-	-	-	-	-	-	-	-	-	-	-
5 756 34	5 756 33	5 756 36	5 764 20	5 716 40	5 716 38	-	-	-	-	-
5 756 54	5 756 53	5 756 56	5 764 40	5 716 41	5 716 39	-	-	-	-	-
5 756 44	5 756 43	5 756 46	5 766 10	5 716 55	5 716 52	-	-	-	-	-
5 756 64	5 756 63	5 756 66	5 766 30	5 716 56	5 716 53	-	-	-	-	-
5 756 74	5 756 73	5 756 76	-	5 716 57	5 716 54	-	-	-	-	-

# Arteor™ German and French standard plate selection charts

60 mm fixing centres - flush and surface-mounting boxes, support frames and plates

Number of modules per mechanism	Surface-mounting boxes	Flush-mounting boxes for dry partitions	Support frames	Plates	PLATES					
					Neutral					
					White	Soft Alu	Graphite	Magnesium	Champagne	Dark Bronze
<b>SQUARE VERSION</b>										
1 module	-	0 800 41	5 760 21 (screws) 5 760 20 (claws)		5 765 40	5 715 61	5 765 52	5 765 47	5 715 81	5 715 91
2 modules	5 723 90	0 800 41	5 760 21 (screws) 5 760 20 (claws)		5 765 60	5 715 62	5 765 62	5 765 67	5 715 82	5 715 92
3 modules	-	0 800 49	5 760 40		5 750 10	5 714 13	5 750 12	5 750 17	5 714 33	5 714 43
2 x 2 modules	5 723 92	0 800 42	2 x 5 760 21		5 750 20	5 715 63	5 750 22	5 750 27	5 715 83	5 715 93
6 modules	-	0 800 43	5 760 12		5 750 40	5 714 15	5 750 42	5 750 47	5 714 35	5 714 45
2 x 6 modules	5 723 96	0 801 26	5 760 22		5 750 60	5 715 65	5 750 62	5 715 75	5 715 85	5 715 95
4 modules	5 723 92	0 800 42	5 760 11		5 750 30	5 714 14	5 750 32	5 750 37	5 714 34	5 714 44
3 x 2 modules	-	0 800 43	3 x 5 760 21		5 750 50	5 715 64	5 750 52	5 750 57	5 715 84	5 715 94
<b>ROUND VERSION</b>										
2 x 1 module 2 modules	5 723 90	0 800 41	5 760 21 (screws) 5 760 20 (claws)		5 756 00	5 716 58	5 756 02	5 716 61	-	-
2 x 2 modules	5 723 92	0 800 42	2 x 5 760 21		5 755 10	5 716 59	5 755 12	5 716 62	-	-
3 x 2 modules	-	0 800 43	3 x 5 760 21		5 755 20	5 716 60	5 755 22	5 716 63	-	-



PLATES

Mirror		Brushed Metal				Reflective Metal			Wood	Signature
Mirror White	Mirror Black	Stainless Steel	Gold Brass	Pink Champagne	Black	Stainless Steel	Black	Gold	Grey Oak	Cube
5 765 54	5 765 53	5 765 56	5 762 20	5 715 66	5 715 56	5 715 76	5 715 96	5 715 86	5 715 50	5 715 00
5 765 64	5 765 63	5 765 66	5 762 40	5 715 67	5 715 57	5 715 77	5 715 97	5 715 87	5 715 60	5 715 80
5 752 74	5 752 73	5 752 76	5 764 50	5 714 28	5 714 18	5 714 38	5 714 58	5 714 48	5 714 68	5 714 78
5 750 24	5 750 23	5 750 26	5 762 60	5 715 68	5 715 58	5 715 78	5 715 98	5 715 88	5 715 70	5 715 90
5 750 44	5 750 43	5 750 46	5 762 80	5 714 30	5 714 20	5 714 40	5 714 60	5 714 50	5 714 70	-
-	-	-	-	-	-	-	-	-	-	-
5 750 34	5 750 33	5 750 36	5 762 70	5 714 29	5 714 19	5 714 39	5 714 59	5 714 49	5 714 69	-
5 750 54	5 750 53	5 750 56	-	5 715 69	5 715 59	5 715 79	5 715 99	5 715 89	-	-
5 756 04	5 756 03	5 756 06	5 762 30	5 716 66	5 716 64	-	-	-	-	-
5 755 14	5 755 13	5 755 16	5 762 50	5 716 67	5 716 65	-	-	-	-	-
5 755 24	5 755 23	5 755 26	-	-	-	-	-	-	-	-

# ELEGANT AND SMART

ARTEOR™  
FITS ANY LIFESTYLE



Arteor™ with Netatmo is part of the Arteor™ range. This truly international, comprehensive range responds to any requirement for a beautiful and comfortable home. Whether you are looking for a stylish stand-alone switch, a smart solution or a fully automated system: Arteor™ meets your needs.

Find out more: [www.legrand.countryextension](http://www.legrand.countryextension)





**Head Office**

and International Department  
87045 Limoges Cedex - France  
Tel: +33(0)5 55 06 87 87  
Fax: +33(0)5 55 06 74 55